

# Does Variety Among Activities Increase Happiness?

JORDAN ETKIN  
CASSIE MOGILNER

Does variety increase happiness? Eight studies examine how the variety among the activities that fill people's day-to-day lives affects subsequent happiness. The studies demonstrate that whether variety increases or decreases happiness depends on the perceived duration of the time within which the activities occur. For longer time periods (like a day), variety does increase happiness. However, for shorter time periods (like an hour), variety instead decreases happiness. This reversal stems from people's sense of stimulation and productivity during that time. Whereas filling longer time periods with more varied activities makes the time feel more stimulating (which increases happiness), filling shorter time periods with more varied activities makes the time feel less productive (which decreases happiness). These effects are robust across actual and perceived variety, actual and perceived time duration, and multiple types of activities (work and leisure, self-selected and imposed, social and solo). Together the findings confirm that "variety is the spice of life"—but not of an hour.

*Keywords:* happiness, variety, time, productivity, stimulation, well-being

The pursuit of happiness is fundamental. The American Constitution declares it an inalienable right, people consistently rate it among their most important pursuits (Diener et al. 1995), and it permeates daily thoughts (Freedman 1978). Given that people want to be happy, what should they *do* to increase their happiness? How should people spend their time to maximize the happiness they enjoy from their minutes, hours, and days? Although research has begun tackling these questions by identifying

specific types of activities associated with greater happiness (Bhattacharjee and Mogilner 2014; Kahneman et al. 2004; Mogilner 2010), research has yet to look across people's activities to examine how the variety among them shapes happiness.

People can spend a given amount of time doing more or less varied activities. For example, an hour at work could be spent doing more varied activities (e.g., making phone calls and answering professional emails) or less varied activities (e.g., answering professional and personal emails). Likewise, a Saturday could be spent doing more varied activities (e.g., running errands, preparing food, and watching football) or less varied activities (e.g., watching football, watching basketball, and watching tennis). Would spending time on more varied or less varied activities subsequently make people happier?

Decades of research in psychology and consumer behavior suggest a positive link between variety and happiness. People have an intrinsic need for stimulation (Berlyne 1960; Faison 1977; Leuba 1955; Raju 1980; Venkatesan 1973) and are attracted to varied product assortments (Hoch, Bradlow, and Wansink 1999; Iyengar and Lepper 2000; Mogilner, Rudnick, and Iyengar 2008; Read and Lowenstein 1995; Simonson 1990). People also report

---

Jordan Etkin is an assistant professor of marketing at Duke University's Fuqua School of Business, 100 Fuqua Drive, Durham, NC 27708 (jordan.etkin@duke.edu); Cassie Mogilner is an associate professor of marketing at UCLA's Anderson School of Management, 110 Westwood Plaza, Gold Hall, Suite B-515, Los Angeles, CA 90095 (cassie.holmes@anderson.ucla.edu). The authors thank the research assistants at the Fuqua Behavioral Lab and the Wharton Behavioral Lab for help conducting the studies. The authors are also deeply grateful for the people in their lives who infuse their days with ample variety and a great deal of happiness: Jonah, Rob, Leo, and Olivia. Address correspondence to Jordan Etkin.

*Darren Dahl served as editor, and Andrea Morales served as associate editor for this article.*

*Advance Access publication May 10, 2016*

greater enjoyment of a hedonic consumption experience (e.g., listening to music, watching TV, viewing photographs) when they perceive it to be more varied (Galak, Redden, and Kruger 2009; Nelson and Meyvis 2008; Nelson, Meyvis, and Galak 2009; Ratner, Kahn, and Kahneman 1999; Redden 2008). Although this prior work focused on how the variety within a single experience can increase its enjoyment, it hints that incorporating more variety into the activities that fill people's day-to-day lives may increase happiness more generally. Consistent with this idea, happiness researchers have theorized that incorporating greater variety across one's experiences should help counter the forces of hedonic adaptation and thus sustain one's overall happiness (Lyubomirsky, Sheldon, and Schkade 2005).

Putting prior speculation to the test, the current research examined whether filling time with a greater variety of activities does, in fact, increase subsequent happiness. Results of eight studies show that spending time on more varied activities often leads to greater happiness, but not always. Whether variety increases happiness depends on the perceived duration of the time within which the activities occur. Over longer time periods (like a day), more varied activities do increase subsequent happiness. However, over shorter time periods (like an hour), more varied activities instead decrease subsequent happiness. These effects are robust across actual and perceived variety, actual and perceived time duration, and multiple types of activities (work and leisure, self-selected and imposed, social and solo). Our investigation also reveals the reason underlying the reversal: whereas filling longer time periods with more varied activities makes that time feel more stimulating (which increases happiness), filling shorter time periods with more varied activities makes that time feel less productive (which decreases happiness).

The findings make several contributions to the variety and happiness literatures. First, this work informs the relationship between variety and happiness. Previously, consumer researchers have shown that variety within a single consumption experience can increase its enjoyment (Galak et al. 2009; Nelson and Meyvis 2008; Nelson et al. 2009; Ratner et al. 1999; Redden 2008), and happiness researchers have speculated that variety across people's experiences may increase their happiness more generally (Lyubomirsky et al. 2005a; Sheldon, Boehm, and Lyubomirsky 2012). Going beyond this prior work, we empirically demonstrate when and why the variety among people's day-to-day activities increases (vs. decreases) subsequent happiness, and in doing so, underscore the role of perceived time in variety preferences (Etkin and Ratner 2013; Galak, Kruger, and Loewenstein 2011; Goodman and Malkoc 2012; Read and Loewenstein 1995). Second, this work furthers understanding of the benefits and costs of variety in people's lives (Etkin and Ratner 2012; Etkin and Sela, 2016; Iyengar and Lepper 2000; McAlister and

Pessemier 1982). We identify a novel way that less (rather than more) variety can be beneficial: by making shorter time periods feel more productive. Finally, the findings further knowledge of how people should spend their time to enjoy greater happiness. Whereas prior work has identified certain types of activities associated with happiness (Kahneman et al. 2004; Mogilner 2010), these findings show how the variety across activities shapes happiness.

## HAPPINESS

Happiness, defined as the "experience of positive affect coupled with high life satisfaction" (Diener 1984), has positive consequences across life's domains: work, interpersonal relationships, and health (Lyubomirsky, King, and Diener 2005). Happy people enjoy such professional and interpersonal benefits as enhanced creativity, broader perspective, more friends, and lower divorce rates (Estrada, Isen, and Young 1994; Labroo and Patrick 2009; Lyubomirsky et al. 2005b; Okun et al. 1984). Happy people also exhibit better immune functioning (Stone et al. 1994), have more energy (Csikszentmihalyi and Wong 1991), and tend to live longer (Diener and Chan 2011).

Given the myriad benefits of being happy, what people can do to become happier has generated considerable interest in both academic (Aknin et al. 2013; Bhattacharjee and Mogilner 2014; Carter and Gilovich 2012; Dunn, Aknin, and Norton 2008, 2014; Dunn, Gilbert, and Wilson 2011; Gilovich, Kumar, and Jampol 2014; Larsen and McKibban 2008; Liu and Aaker 2008; Mogilner 2010; Mogilner, Aaker, and Kamvar 2012; Mogilner, Kamvar, and Aaker 2011; Nicolao, Irwin, and Goodman 2009; Van Boven and Gilovich 2003) and popular outlets (Dunn and Norton 2013; Gilbert 2006; Lyubomirsky 2008; Seligman 2011). Although genetics and circumstances account for some of the variance in people's happiness (Argyle 1999; Braungart et al. 1992; Diener et al. 1999; Tellegen et al. 1988), as much as 40% is attributed to intentional activities (Lyubomirsky et al. 2005b). How people choose to spend their time can thus have a powerful impact on their happiness.

Despite knowing that people have considerable control over their happiness, there is still much to learn about how they should spend their time to maximize happiness (Aaker, Rudd, and Mogilner 2011). The little work that has explored happy ways to spend time has primarily focused on the specific types of activities that generate happiness. For example, recent studies show that shared activities produce greater happiness than solo activities (Caprariello and Reis 2013); extraordinary activities produce greater happiness among younger people than ordinary activities (Bhattacharjee and Mogilner 2014); exciting activities produce greater happiness among younger people, whereas calming activities produce greater happiness among older

people (Mogilner et al. 2011, 2012); socially connecting activities, like socializing and intimacy, produce greater happiness than work activities (Kahneman et al. 2004; Mogilner 2010); and self-selected activities produce greater happiness than imposed activities (Ransford and Palisi 1996).

People's time, however, is composed of multiple activities, not all of which will individually generate happiness. For example, a Saturday may involve errands and cooking, in addition to catching a sports match on TV and enjoying a meal with family and friends. Likewise, an hour at work might include making final touches to a presentation, as well as responding to fun (and not so fun) emails. Although prior work illuminates the extent to which individual activities elicit happiness, less is known about how the variety across multiple activities affects happiness. How happy will people feel looking back on time spent doing more or less varied activities?

## VARIETY AND THE ROLE OF TIME

We propose that whether spending time on a greater variety of activities increases or decreases happiness depends on the duration of time—as longer or shorter—within which the activities occur. When scheduling their activities, people often mentally partition time in the same way as calendars (Avnet and Sellier 2011; Dai, Milkman, and Riis 2014; Sellier and Avnet 2014). That is, people plan their activities with respect to minutes, hours, days, and weeks, and they can incorporate more or less varied activities into these different time periods. Some time periods are naturally perceived as longer than others (e.g., a day seems longer than an hour), but because time is subjectively experienced, a given period of time (e.g., an hour) can be perceived as longer or shorter (Ahn, Liu, and Soman 2009; Etkin, Evangelidis, and Aaker 2015; Mogilner, Chance, and Norton 2012; Rudd, Vohs, and Aaker 2012; Zauberger et al. 2010). We argue that beyond the objective duration of a time period, it is whether that time is *perceived* as longer or shorter that determines how variety affects happiness.

Over longer time periods, we expect that more varied activities will lead to greater happiness. This is because when people repeatedly consume the same items, even positive ones, they tend to adapt and become bored with them (Berlyne 1971; Coombs and Avrunin 1977; Galak, Kruger, and Loewenstein 2013; Nelson et al. 2009; Nelson and Meyvis 2008). People grow tired of eating the same foods (Rolls et al. 1981; Rolls, van Duijvenvoorde, and Rolls 1984), listening to the same music (Ratner et al. 1999), and viewing the same types of pictures (Redden 2008). Variation among items introduces the necessary change to stimulate people and maintain their interest, making hedonic adaptation less likely to occur (Brickman and

Campbell 1971; Frederick and Loewenstein 1999). Indeed, prior research shows that perceiving greater variety while repeatedly consuming an item (Redden 2008) or after repeatedly consuming an item (Galak et al. 2009) restores enjoyment of that item the next time it is consumed. Consuming a sequence of items that incorporates greater variety is also recalled as more enjoyable (Ratner et al. 1999; Redden 2008).

Although this prior work focused on people's enjoyment of a single hedonic consumption experience, we expect that the variety across multiple day-to-day activities will affect people's assessments of their happiness more generally. Happiness researchers have argued that a variable stream of experiences should "keep things fresh and interesting," and this can help sustain people's overall happiness (Lyubomirsky et al. 2005b; Sheldon et al. 2012). Indeed, Sheldon and Lyubomirsky (2012) found correlational evidence that positive changes seen as "adding more variety to my life" were associated with an enduring boost in happiness. Although correlational, these findings suggest that greater variety among people's activities may help counter the forces of hedonic adaptation and increase happiness. We therefore predict that over longer time periods, more varied activities will increase subsequent happiness by making that time feel more stimulating (i.e., interesting and exciting; Berlyne 1960).

Over shorter time periods, however, we predict that more varied activities will lead to *less* happiness. For one, without prolonged exposure to a stimulus, hedonic adaptation is less of a threat (Frederick and Loewenstein 1999; Galak et al. 2011; Galak et al. 2014; Loewenstein and Angner 2003). Given that people can feel sufficiently stimulated even with limited variety (Berlyne 1960; Menon and Kahn 1995), shorter time periods may not require the additional stimulation that variety offers to boost happiness.

Moreover, filling shorter time periods with more varied activities may prove detrimental by decreasing people's sense of productivity (i.e., the feeling of having accomplished something; Keinan and Kivetz 2011). This is because it is harder to feel as though one has successfully accomplished a variety of activities in a shorter amount of time. Consistent with this idea, research in organizational behavior shows that switching between varied tasks requires continued reacquainting with key steps and processes (Cellier and Eyrolle 1992; Schultz, McClain, and Thomas 2003). Because shorter time periods afford limited opportunity to transition effectively between tasks (Staats and Gino 2012), performance gets impaired (Allport and Wylie 2000; Bowman et al. 2010; Kushlev and Dunn 2015). Indeed, Staats and Gino (2012) found that assigning workers to more varied tasks in a shorter time period made them less productive. Relatedly, Etkin and Ratner (2012) found that encouraging people to consider more varied means shortly before reaching a goal undermined their performance. The well-being literature similarly argues that transitioning from

one task to another can pull people out of the highly productive state of “flow” (Csikszentmihalyi 1990). Since people value feeling productive in both work and leisure contexts (Csikszentmihalyi and LeFevre 1989; Hsee, Yang, and Wang 2010; Keinan and Kivetz 2011; Kivetz and Keinan 2006), and feeling productive is a critical component of happiness (Reis et al. 2000; Seligman 2011; Sheldon, Ryan, and Reis 1996), we predict that for shorter time periods, more varied activities will decrease subsequent happiness by making that time feel less productive.

Importantly, irrespective of time period, feeling stimulated and productive both positively contribute to happiness (e.g., Csikszentmihalyi 1989; Lyubomirsky et al. 2005b; Mogilner et al. 2011). That is, regardless of whether a time period is longer or shorter, experiencing that time as stimulating should make people happy, as should experiencing that time as productive. We propose, however, that the time period does determine how the *variety* among the activities filling that time affects feelings of stimulation and productivity. Because people are more concerned with becoming bored and less with getting things done over longer time periods (pilot study in online appendix), we argue that for these longer time periods, more variety increases feelings of stimulation (but does not affect productivity). However, because people are more concerned with getting things done and less with becoming bored over shorter time periods (pilot study in online appendix), we argue that for these shorter time periods, more variety decreases feelings of productivity (but does not affect stimulation). It is thus by determining how variety affects stimulation and productivity that the duration of a time period dictates whether variety increases or decreases subsequent happiness. Altogether, we predict that filling longer time periods with more varied activities increases happiness by making that time feel more stimulating, whereas filling shorter time periods with more varied activities has the reverse effect and decreases happiness by making that time feel less productive.

## OVERVIEW OF STUDIES

Eight studies examined when and why the variety among people’s activities increases versus decreases subsequent happiness. Studies 1A and 1B instructed participants to engage in more or less varied activities over the course of a longer time period (a day; study 1A) or a shorter time period (an hour; study 1B) and then measured subsequent happiness. Study 2A examined additional shorter time periods (10 minutes, 30 minutes, and an hour) and longer time periods (a day, a week, and a month) and manipulated the variety participants perceived among their activities. Study 2B assessed the robustness of the findings by measuring (rather than manipulating) the variety among activities. Studies 3–6 tested for the underlying roles of

stimulation and productivity using both mediation (studies 3, 5, and 6) and moderation (study 4). Studies 5 and 6 also examined whether the perceived (rather than objective) duration of a time period is what determines variety’s effect by holding the objective duration constant (an hour in study 5, 15 minutes in study 6) and making that time seem shorter versus longer.

## STUDIES 1A AND 1B: VARIETY IN AN HOUR AND A DAY

Studies 1A and 1B tested our prediction that filling longer time periods with more varied activities increases subsequent happiness, but filling shorter time periods with more varied activities decreases subsequent happiness. Because people often schedule their activities with respect to hours and days (Sellier and Avnet 2014), and a day naturally seems longer than an hour, study 1A examined the effect of variety over a day and study 1B examined the effect of variety over an hour.

In the morning, participants were instructed to spend their upcoming day (or hour) doing more or less varied activities. Then, after the given time period had elapsed, we measured how happy participants felt looking back on that time. We predicted that over a day, doing more varied activities would increase subsequent happiness, but over an hour, this effect would reverse.

### Design and Method

Two hundred nineteen US adults ( $N = 133$  in study 1A;  $N = 86$  in study 1B) recruited through Amazon’s Mechanical Turk (MTurk) participated in exchange for \$5. This participant pool is reliable for experimental research (Goodman, Cryder, and Cheema 2013) and tends to be more representative of the broader population than traditional convenience samples (Buhrmester, Kwang, and Gosling 2011). Two individuals in study 1A and two in study 1B failed to complete both parts of the experiment and were excluded from subsequent analyses, leaving a sample size of 131 in study 1A (53.4% female, ages 19–67, mean age = 34.4) and 84 in study 1B (42.7% female, ages 19–63, mean age = 33.4). Participants were randomly assigned to a high- versus low-variety condition (vs. control in study 1A).

The study began at 9 A.M. Eastern time on a weekday morning. We first measured how happy (“How happy do you feel right now?” 1 = Not at all happy, 7 = Very happy) and satisfied (“How satisfied do you feel right now?” 1 = Not at all satisfied, 7 = Very satisfied) participants felt (Diener 1984; Lyubomirsky 2001). These items were highly correlated ( $r = .84$  in study 1A;  $r = .83$  in study 1B) and combined to serve as our baseline measure of happiness.

Then, we manipulated variety by instructing participants how to spend their day (study 1A) or hour (study 1B). In the

high-variety condition, we told participants to spend the day [hour] doing many different things. In the low-variety condition, we told participants to spend the day [hour] doing many similar things. In the control condition (study 1A only), we told participants to spend the day as they normally would.

Twelve hours later in study 1A (approximately 9 P.M. Eastern time) and one hour later in study 1B (approximately 10 A.M. EST), participants received a second survey. We first measured how happy ("Having spent the past day [hour] the way you did, how happy do you feel right now?" 1 = Not at all happy, 7 = Very happy) and satisfied ("Having spent the past day [hour] the way you did, how satisfied do you feel right now?" 1 = Not at all satisfied, 7 = Very satisfied) participants felt looking back on their time. These items were highly correlated ( $r = .87$  in study 1A;  $r = .88$  in study 1B) and combined to serve as our measure of subsequent happiness.

Then, to check the variety manipulation, we asked participants to indicate how much variety there was among their day's [hour's] activities (1 = Very little variety, 7 = A lot of variety). Validating the manipulation, in study 1A, participants in the high-variety condition ( $M = 5.81$ ,  $SD = 1.11$ ) reported doing more varied activities over the day than those in the control ( $M = 3.89$ ,  $SD = 1.54$ ;  $F(1, 128) = 39.92$ ,  $p < .001$ ), who reported doing more varied activities over the day than those in the low-variety condition ( $M = 2.67$ ,  $SD = 1.52$ ;  $F(1, 128) = 16.62$ ,  $p < .001$ ). In study 1B, participants in the high-variety condition ( $M = 5.43$ ,  $SD = 1.41$ ) reported doing more varied activities over the hour than those in the low-variety condition ( $M = 2.11$ ,  $SD = 1.10$ ;  $F(1, 82) = 144.69$ ,  $p < .001$ ).

Lastly, in this and subsequent studies, we measured demographics (e.g., age, income, marital status, children, etc.) and individuals' optimum stimulation level (Raju 1980). Across studies, the focal happiness effect held controlling for this individual difference measure, suggesting that the variety among people's activities influences their subsequent happiness over and above their chronic desire for stimulation (online appendix provides details).

## Results and Discussion

*Study 1A: A Day.* A one-way analysis of variance (ANOVA) on participants' happiness at the end of the day revealed a significant effect of variety ( $F(2, 128) = 7.53$ ,  $p = .001$ ). This effect held controlling for baseline happiness ( $F(1, 127) = 7.56$ ,  $p = .001$ ), which itself influenced happiness at the end of the day ( $F(1, 127) = 33.84$ ,  $p < .001$ ).

Supporting our prediction, over a day, spending time on more varied activities made participants happier ( $M = 6.07$ ,  $SD = .83$ ) than spending time on less varied activities ( $M = 5.02$ ,  $SD = 1.70$ ;  $F(1, 128) = 13.54$ ,  $p < .001$ ). In addition, spending time on more varied activities made participants happier relative to the control ( $M = 5.23$ ,

$SD = 1.29$ ;  $F(1, 128) = 8.67$ ,  $p = .004$ ), which did not differ from the low-variety condition ( $F < 1$ ).

*Study 1B: An Hour.* A one-way ANOVA on participants' happiness at the end of the hour also revealed a significant effect of variety ( $F(1, 82) = 5.91$ ,  $p = .017$ ), but in the opposite direction. This effect held controlling for baseline happiness ( $F(1, 81) = 7.17$ ,  $p = .009$ ), which itself influenced happiness at the end of the day ( $F(1, 81) = 35.23$ ,  $p < .001$ ).

Supporting our prediction, over an hour, spending time on more varied activities made participants less happy ( $M = 5.17$ ,  $SD = 1.46$ ) than spending time on less varied activities ( $M = 5.83$ ,  $SD = 1.04$ ).

Study 1A demonstrates that spending time on more varied activities can increase happiness. Doing more varied activities over a day made participants happier at the end of the day than doing less varied activities. Notably, doing more varied activities over a day also made participants happier than doing whatever they "normally" would (i.e., the control condition), suggesting that strategically incorporating more variety into their activities can in fact make people happier. Importantly, study 1B shows that spending time on more varied activities does not always increase happiness. Doing more varied activities over an hour not only did not increase happiness, but it *decreased* happiness.

## STUDY 2A: VARIETY IN DIFFERENT TIME PERIODS

Study 2A tested how variety affects happiness over a broader range of time periods: 10 minutes, 30 minutes, an hour, a day, a week, and a month. In addition, rather than altering the actual variety among activities (as in studies 1A and 1B), study 2A manipulated the variety participants' perceived among their recent activities. We predicted that for the longer time periods (a day, a week, and a month), perceiving more variety among activities would increase subsequent happiness, but for the shorter time periods (an hour, 30 minutes, and 15 minutes), perceiving more variety among activities would instead decrease subsequent happiness.

## Design and Method

Six hundred forty five US adults recruited through MTurk participated in exchange for a small payment. Thirteen individuals who failed to complete the study and four who answered "yes" to being distracted were excluded from subsequent analyses, leaving a sample of 628 (40.1% female, ages 18–72, mean age = 31.6). Participants were randomly assigned to a condition in the 6 (time period: 10 minutes, 30 minutes, hour, day, week, month)  $\times$  2 (variety: high vs. low) between-subjects design.

First, we manipulated time period by asking participants to think about the activities they had done over the past

10 minutes, 30 minutes, hour, day, week, or month, depending on condition.

Second, we manipulated variety by encouraging participants to perceive more or less variety among these activities (Etkin and Ratner 2012; Etkin and Sela 2016). In the high-variety condition, we instructed participants to list different activities they had done. In the low-variety condition, we instructed participants to list similar activities they had done (appendix A lists examples). A pretest conducted among a separate sample of MTurk panelists ( $N = 286$ , 44.8% female, ages 18–73, mean age = 31.4) using these stimuli supported the variety manipulation. Pretest participants perceived more variety in how their time was spent (“How much variety is there among the activities you did over the past 10 minutes [30 minutes, hour, day, week, month]?” 1 = Very little variety, 7 = A lot of variety) in the high-variety condition ( $M = 5.36$ ,  $SD = 1.34$ ) than in the low-variety condition ( $M = 3.56$ ,  $SD = 1.48$ ;  $F(1, 274) = 112.42$ ,  $p < .001$ ), and there was no interaction with time period ( $F < 1$ ).

Finally, using the same measures as in studies 1A and 1B, participants indicated how happy (1 = Not at all happy, 7 = Very happy) and satisfied (1 = Not at all satisfied, 7 = Very satisfied) they felt looking back on their respective time period. These items were highly correlated ( $r = .80$ ) and combined to serve as our measure of subsequent happiness.

## Results and Discussion

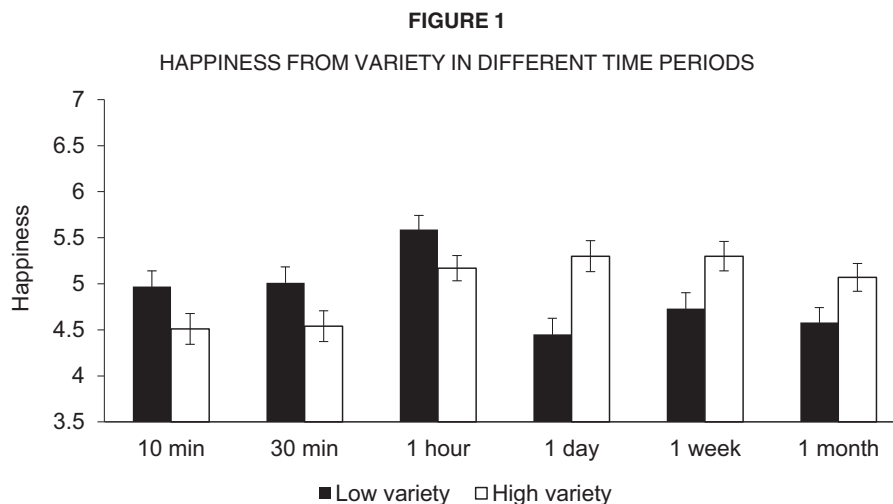
A 6 (time period)  $\times$  2 (variety) ANOVA on happiness revealed a main effect of variety ( $F(1, 616) = 5.00$ ,  $p < .001$ ), qualified by the predicted interaction ( $F(5, 616) = 6.79$ ,  $p < .001$ ; figure 1). Consistent with study 1A, for a day or longer, perceiving more variety among activities increased subsequent happiness. Participants who recalled more (vs. less) varied activities felt happier looking back

on their past day ( $M_{\text{high variety}} = 5.30$ ,  $SD = 1.15$  vs.  $M_{\text{low variety}} = 4.45$ ,  $SD = 1.37$ ;  $F(1, 616) = 11.99$ ,  $p = .001$ ), week ( $M_{\text{high variety}} = 5.30$ ,  $SD = 1.22$  vs.  $M_{\text{low variety}} = 4.73$ ,  $SD = 1.30$ ;  $F(1, 616) = 5.85$ ,  $p = .016$ ), and month ( $M_{\text{high variety}} = 5.07$ ,  $SD = 1.15$  vs.  $M_{\text{low variety}} = 4.58$ ,  $SD = 1.37$ ;  $F(1, 616) = 4.94$ ,  $p = .027$ ).

However, consistent with study 1B, for an hour or shorter, perceiving more variety among activities instead decreased subsequent happiness. Participants who recalled more (vs. less) varied activities felt less happy looking back on their past 10 minutes ( $M_{\text{high variety}} = 4.51$ ,  $SD = 1.14$  vs.  $M_{\text{low variety}} = 4.97$ ,  $SD = .83$ ;  $F(1, 616) = 3.72$ ,  $p = .054$ ), 30 minutes ( $M_{\text{high variety}} = 4.54$ ,  $SD = 1.08$  vs.  $M_{\text{low variety}} = 5.01$ ,  $SD = 1.18$ ;  $F(1, 616) = 3.79$ ,  $p = .052$ ), and hour ( $M_{\text{high variety}} = 5.17$ ,  $SD = 1.20$  vs.  $M_{\text{low variety}} = 5.59$ ,  $SD = .96$ ;  $F(1, 616) = 4.24$ ,  $p = .040$ ).

Study 2A provides further evidence that variety often leads to greater happiness, but not always. For the longer time periods (a day, a week, and a month), perceiving more variety among their activities increased participants’ subsequent happiness. This effect reversed, however, for the shorter time periods (an hour, 30 minutes, and 10 minutes), where perceiving more variety among their activities instead decreased participants’ subsequent happiness. These findings demonstrate that whether variety increases or decreases happiness depends on the time period within which the activities occur.

In line with prior variety research that documents effects of perceived variety above and beyond actual variety (Broniarczyk, Hoyer, and McAlister 1998; Galak et al. 2009; Hoch et al. 1999; Kahn and Wansink 2004; Mogilner et al. 2008; Redden 2008), this study employed a variety manipulation that influenced perceived variety without changing participants’ actual activities (Etkin and Ratner 2012; Etkin and Sela 2016). This approach served two purposes. First, it highlights that people need to



perceive the variety among their activities to enjoy the benefits (or detriments) of doing them. Second, it suggests that variety (and not other features that may have differed between conditions) was responsible for the effects on happiness in studies 1A and 1B.

Although we argued that it is the perceived duration of time within which activities occur that determines whether variety increases or decreases happiness, we wondered when the reversal naturally emerges. The studies reported thus far demonstrate that variety's effect differs for an hour versus a day, but what about time periods of intervening lengths? To address this question, we conducted a version of study 2A ( $N = 330$ , 44.5% female, ages 18–75, mean age = 34.4) that examined the effect of variety among participants' activities over the past 3, 6, and 12 hours. A 3 (time period)  $\times$  2 (variety) ANOVA on happiness revealed only an interaction ( $F(2, 324) = 5.36, p = .005$ ). For the past 12 hours, perceiving more variety among activities increased subsequent happiness ( $M_{\text{high variety}} = 5.31, SD = 1.31$  vs.  $M_{\text{low variety}} = 4.83, SD = 1.26; F(1, 324) = 3.73, p = .054$ ), whereas for the past six hours, perceiving more variety among activities decreased subsequent happiness ( $M_{\text{high variety}} = 4.73, SD = 1.35$  vs.  $M_{\text{low variety}} = 5.20, SD = 1.06; F(1, 324) = 3.84, p = .051$ ), as it did for the past three hours ( $M_{\text{high variety}} = 4.76, SD = 1.45$  vs.  $M_{\text{low variety}} = 5.32, SD = 1.33; F(1, 324) = 4.73, p = .030$ ). Since 12 hours largely captures the scheduled waking hours in a day, this along with our previous results suggest that the natural inflection point around which a greater variety of activities increases versus decreases happiness is what people consider a "day."

## STUDY 2B: MEASURED VARIETY IN 30 MINUTES AND A DAY

Study 2B further assessed the robustness of our findings by measuring, rather than manipulating (as in study 2A) the variety people perceived among their recent activities. We measured how happy participants felt and then asked them to report the variety among the activities that filled their last 30 minutes or day. Consistent with the prior results, we anticipated that happiness would increase with variety over a day, but decrease with variety over 30 minutes.

### Design and Method

One hundred four US adults recruited through MTurk participated in exchange for a small payment. Three individuals who failed to complete the study and one who reported "yes" to being distracted while completing the study were excluded from subsequent analyses, leaving a sample of 100 (44.6% female, 55.4% male; ages 18–69, mean age = 34.8). Participants were randomly assigned to a time period condition (30 minutes vs. a day) and variety was measured.

First, similar to study 2A, we manipulated time period by asking participants to list the activities they had done over the past 30 minutes or day.

Second, we measured how happy ("How happy do you feel right now?" 1 = Not at all happy, 7 = Very happy) and satisfied ("How satisfied do you feel right now?" 1 = Not at all satisfied, 7 = Very satisfied) participants felt at that moment. These items were highly correlated ( $r = .77$ ) and combined to serve as our measure of subsequent happiness.

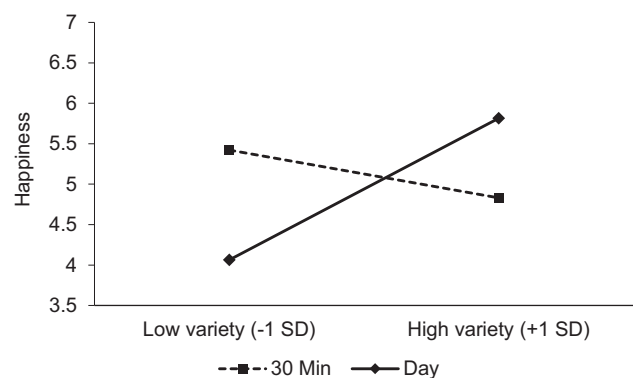
Finally, we measured the variety participants perceived among their recent activities using three questions: "How much variety is there among the activities you did over the past 30 minutes [day]?" (1 = Very little variety, 7 = A lot of variety), "How different are the activities you did over the past 30 minutes [day]?" (1 = Not very different, 7 = Very different), and "How similar are the activities you did over the past 30 minutes [day]?" (1 = Not very similar, 7 = Very similar, reverse-scored). These items were highly correlated ( $\alpha = .81$ ) and combined to serve as our measure of perceived variety.

## Results and Discussion

Regressing happiness on time period condition, the mean-centered variety index, and their interaction revealed a main effect of variety ( $\beta = -.22, t(97) = -2.01, p = .048$ ), qualified by the predicted interaction ( $\beta = .88, t(97) = 5.03, p < .001$ ; figure 2). Consistent with our prior findings, simple slope analyses revealed that for a day, perceiving more variety among activities was associated with greater happiness ( $\beta = .66, t(97) = 4.29, p < .001$ ). This relationship reversed, however, for 30 minutes. For this shorter time period, perceiving more variety among activities was instead associated with less happiness ( $\beta = -.22, t(97) = -2.37, p = .022$ ).

FIGURE 2

HAPPINESS FROM VARIETY IN 30 MINUTES AND A DAY



NOTE.—The figure reflects happiness over 30 minutes and a day at 1 SD above and below the perceived variety mean.

Extending the prior results, study 2B shows that regardless of whether manipulated or measured, perceiving more variety among one's activities over longer time periods (in this case, a day) corresponds to greater happiness, whereas perceiving more variety over shorter time periods (in this case, 30 minutes) corresponds to less happiness. The effects emerged even when participants' attention was not called to the variety among their activities prior to measuring happiness, and when they did not have to list specific activities that filled their time. The documented relationship between variety and happiness thus seems to emerge naturally, rather than being an artifact of experimental manipulation.

### STUDY 3: UNDERLYING ROLES OF STIMULATION AND PRODUCTIVITY

Study 3 investigated the mechanisms underlying the effects shown thus far. We argued that variety has its divergent effects on subsequent happiness by making longer time periods feel more stimulating and by making shorter time periods feel less productive. To test these proposed drivers, we followed the procedure of study 2A to manipulate the variety perceived among activities filling different time periods (30 minutes, an hour, and a day). In addition to measuring subsequent happiness, we also asked participants to report how stimulating and productive their time felt. We predicted that for the longer time period (a day), perceiving more variety among activities would increase subsequent happiness by making the time feel more stimulating, but for the shorter time periods (30 minutes and an hour), perceiving more variety among activities would decrease subsequent happiness by making the time feel less productive.

This study also extended studies 1A–2B by controlling the number of activities recalled for each time period. People can typically complete more activities during longer time periods than during shorter ones (e.g., study 2A participants listed a greater number of activities in the longer time period conditions than in the shorter conditions;  $M_{10\text{minutes}} = 3.08$ ,  $SD = 1.44$ ,  $M_{30\text{minutes}} = 3.33$ ,  $SD = 1.51$ ,  $M_{\text{hour}} = 4.16$ ,  $SD = 2.43$ ,  $M_{\text{day}} = 4.24$ ,  $SD = 2.27$ ,  $M_{\text{week}} = 4.68$ ,  $SD = 2.34$ ,  $M_{\text{month}} = 4.60$ ;  $SD = 2.32$ ;  $F(5, 618) = 7.81$ ,  $p < .001$ ), and the number of activities considered could potentially influence variety perceptions. Although listing a different number of activities across time periods cannot explain why the variety perceived among the activities within a given time period would impact subsequent happiness, controlling for activity number offers a more conservative test of our theory. In line with prior work (Etkin and Ratner 2012; Kahn and Wansink 2004; Mogilner et al. 2008), we expected that differences in the variety perceived among the same number of activities would determine the happiness those activities afford.

### Design and Method

Five hundred fifty two US adults recruited through MTurk participated in exchange for a small payment. Eight individuals failed to complete the study and were excluded from subsequent analyses, leaving a sample of 544 (36.6% female, ages 18–71, mean age = 30.9). Participants were randomly assigned to a condition in the 3 (time period: 30 minutes, hour, day)  $\times$  2 (variety: high vs. low) between-subjects design.

First, similar to study 2A, we manipulated time period by instructing participants to list activities they had done over the past 30 minutes, hour, or day.

Second, we manipulated variety while holding the number of activities constant. In the high-variety condition, participants listed two different activities they had done. In the low-variety condition, participants listed two similar activities they had done (appendix B provides for examples). A pretest conducted among a separate sample of MTurk panelists ( $N = 168$ , 48.8% female, ages 19–72, mean age = 32.6) using these same stimuli supported the manipulation (1 = Very little variety, 7 = A lot of variety). Pretest participants who listed two different activities perceived more variety ( $M = 5.42$ ,  $SD = 1.51$ ) in how their time was spent than those who listed two similar activities ( $M = 3.91$ ,  $SD = 1.65$ ;  $F(1, 162) = 38.96$ ,  $p < .001$ ), and there was no interaction with time period ( $F(1, 162) = 1.66$ ,  $p = .190$ ).

Third, using the same measures as in studies 1A, 1B, and 2A, we measured how happy (1 = Not at all happy, 7 = Very happy) and satisfied (1 = Not at all satisfied, 7 = Very satisfied) participants felt looking back on their time ( $r = .81$ ).

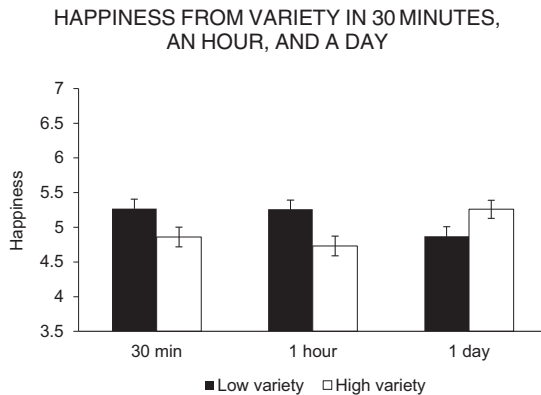
Finally, to assess the underlying processes, participants rated the extent to which their time felt productive using four items (productive, accomplished, capable, and competent;  $\alpha = .92$ ) and stimulating using five items (stimulating, exciting, fun, interesting, and novel;  $\alpha = .90$ ). The items were presented in a random order across participants and measured on 7 point scales (1 = Not at all, 7 = Very much). A factor analysis on these items revealed a two-factor solution (eigenvalues  $> 1$ ), confirming that they reflect distinct constructs.

### Results and Discussion

*Happiness.* A 3 (time period)  $\times$  2 (variety) ANOVA on happiness revealed only the predicted interaction ( $F(2, 538) = 6.85$ ,  $p = .001$ ; figure 3A). Consistent with our prior findings, for a day, perceiving more variety among activities increased subsequent happiness ( $M_{\text{high variety}} = 5.26$ ,  $SD = 1.15$  vs.  $M_{\text{low variety}} = 4.87$ ,  $SD = 1.45$ ;  $F(1, 538) = 4.37$ ,  $p = .037$ ). For the shorter time periods, however, perceiving more variety among activities decreased subsequent happiness. Participants who recalled more (vs. less) varied activities were less happy looking back on their past 30 minutes ( $M_{\text{high variety}} = 4.86$ ,  $SD = 1.45$  vs.  $M_{\text{low variety}} = 5.27$ ,  $SD = 1.27$ ;  $F(1, 538) = 4.29$ ,  $p = .039$ ) and



FIGURE 3A



hour ( $M_{\text{high variety}} = 4.73$ ,  $SD = 1.25$  vs.  $M_{\text{low variety}} = 5.26$ ,  $SD = 1.35$ ;  $F(1, 538) = 7.23$ ,  $p = .007$ ).

**Stimulation.** A 3 (time interval)  $\times$  2 (variety) ANOVA on stimulation revealed only a significant interaction ( $F(2, 538) = 3.64$ ,  $p = .027$ ). Variety only influenced feelings of stimulation over a day. For the past day, more varied activities made the time feel more stimulating ( $M_{\text{high variety}} = 4.13$ ,  $SD = 1.45$  vs.  $M_{\text{low variety}} = 3.72$ ,  $SD = 1.43$ ;  $F(1, 538) = 3.71$ ,  $p = .055$ ), but there was no such effect for the past 30 minutes ( $M_{\text{high variety}} = 3.55$ ,  $SD = 1.51$  vs.  $M_{\text{low variety}} = 3.76$ ,  $SD = 1.46$ ;  $F < 1$ ) or the past hour ( $M_{\text{high variety}} = 3.60$ ,  $SD = 1.41$  vs.  $M_{\text{low variety}} = 3.97$ ,  $SD = 1.53$ ;  $F(1, 538) = 2.85$ ,  $p = .092$ ).

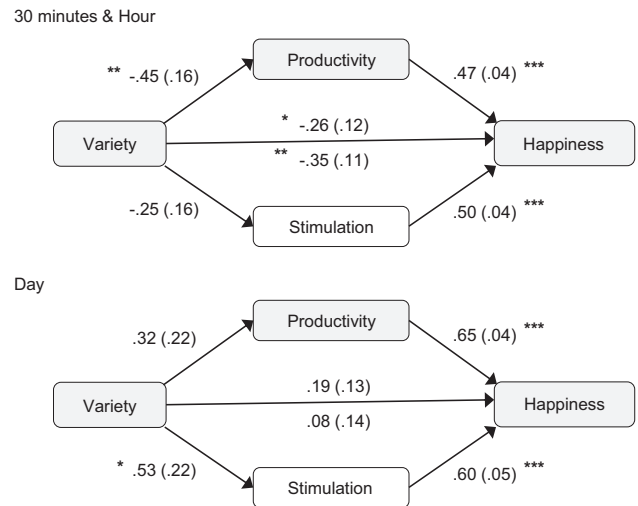
**Productivity.** A 3 (time period)  $\times$  2 (variety) ANOVA on productivity revealed only a significant interaction ( $F(2, 538) = 3.62$ ,  $p = .028$ ). Variety only influenced feelings of productivity over the shorter time periods. For the past 30 minutes, more varied activities made the time feel less productive ( $M_{\text{high variety}} = 4.42$ ,  $SD = 1.53$  vs.  $M_{\text{low variety}} = 4.90$ ,  $SD = 1.33$ ;  $F(1, 538) = 4.56$ ,  $p = .033$ ), as it did over the past hour ( $M_{\text{high variety}} = 4.47$ ,  $SD = 1.40$  vs.  $M_{\text{low variety}} = 4.89$ ,  $SD = 1.59$ ;  $F(1, 538) = 3.60$ ,  $p = .058$ ). There was no such effect, however, for the past day ( $M_{\text{high variety}} = 4.87$ ,  $SD = 1.38$  vs.  $M_{\text{low variety}} = 4.60$ ,  $SD = 1.65$ ;  $F(1, 538) = 1.53$ ,  $p = .216$ ).

**Underlying Processes.** To test the proposed underlying roles of stimulation and productivity, we conducted a bias-corrected moderated mediation analysis with both factors entered as simultaneous mediators (model 7; Hayes 2013). Because we found no difference in variety's effects for the past 30 minutes and hour, as expected, we combined these conditions for this analysis (results are the same if each is separately compared to the day condition).

Results confirmed our predictions (figure 3B), revealing significant overall indirect effects of stimulation

FIGURE 3B

## UNDERLYING ROLES OF STIMULATION AND PRODUCTIVITY



NOTE.—The effect of variety on happiness over shorter time periods is driven by productivity, and the effect of variety on happiness over longer time periods is driven by stimulation.

( $Index = .24$ , 95% confidence interval [CI], .06–.44) and productivity ( $Index = .24$ , 95% CI, .07–.46). For a day, variety increased happiness by making that time feel more stimulating ( $ab = .14$ , 95% CI, .06–.44) and productivity did not play a role ( $ab = .09$ , 95% CI,  $-.05$  to .26). For the shorter time periods, however, variety decreased happiness by making that time feel less productive ( $ab = -.15$ , 95% CI,  $-.26$  to  $-.05$ ) and stimulation did not play a role ( $ab = -.10$ , 95% CI,  $-.21$  to .01).

Study 3 informs why the variety among people's activities affects subsequent happiness. Variety influenced feelings of stimulation and productivity, but these effects depended on the time period within which the activities occurred. Whereas perceiving more variety among activities over a longer time period (a day) increased subsequent happiness by making that time feel more stimulating, perceiving more variety among activities over shorter time periods (30 minutes and an hour) decreased subsequent happiness by making that time feel less productive.

Although we found that how variety influenced stimulation and productivity depended on the time period within which activities occur, both were positive contributors to happiness across time periods. Stimulation was positively correlated with happiness for 30 minutes ( $r = .54$ ,  $p < .001$ ), an hour ( $r = .62$ ,  $p < .001$ ), and a day ( $r = .66$ ,  $p < .001$ ), and productivity was also positively correlated with happiness for 30 minutes ( $r = .52$ ,  $p < .001$ ), an hour ( $r = .56$ ,  $p < .001$ ), and a day ( $r = .76$ ,  $p < .001$ ). Supporting our theorizing, feeling stimulated and productive both correspond to greater happiness irrespective of time period,

but the extent to which variety among activities influences people's sense of stimulation and productivity depends on the duration of the time within which the activities occur. This explains why variety increases happiness for longer time periods but decreases happiness for shorter time periods.

#### STUDY 4: VARIETY IN A PRODUCTIVE VERSUS ENTERTAINING HOUR

Study 4 further tested the underlying role of productivity for shorter time periods (in this case, an hour). We argued that filling shorter time periods with more varied activities decreases subsequent happiness by making the time feel less productive. If people are not concerned with being productive, however, we should not observe the detrimental effect of variety. Even though productivity is valued in many contexts, including leisure (Csikszentmihalyi and LeFevre 1989; Keinan and Kivetz 2011), there are some situations in which people are explicitly *not* motivated to be productive (e.g., time dedicated purely to being entertained). In this case, our theory suggests that more varied activities should no longer reduce subsequent happiness. Accordingly, whether people intend to be productive during shorter time periods should moderate variety's detrimental effect on happiness.

To test this, we recruited people at the North Carolina State Fair and asked them to indicate their intention for their time at the fair: to be productive (i.e., "to check something of their to-do list") or to simply be entertained. We then manipulated the variety perceived among their past hour's activities and measured how happy they felt looking back on that time. In this markedly fun leisure context, we predicted that when people were motivated to be productive, perceiving more variety among the past hour's activities would decrease subsequent happiness, as in the prior studies, but when people were explicitly *not* motivated to be productive, this effect would be attenuated.

#### Design and Method

Two hundred adults (42.6% female, ages 18–85, mean age = 40.1) recruited at the North Carolina State Fair participated in exchange for \$5. Participants were assigned to a condition in the 2 (intention: be productive vs. be entertained)  $\times$  2 (variety: high vs. low) between-subjects design, with intention for the hour measured and variety manipulated.

First, we asked participants to indicate their intention for their time at the fair: to be productive (i.e., "check something off their to-do list") or to simply "be entertained." Not surprisingly, more participants reported intending to be entertained ( $n = 146$ ) than productive ( $n = 54$ ).

Second, as in study 2A, we manipulated variety by asking participants to list either different or similar activities they had done over the past hour.

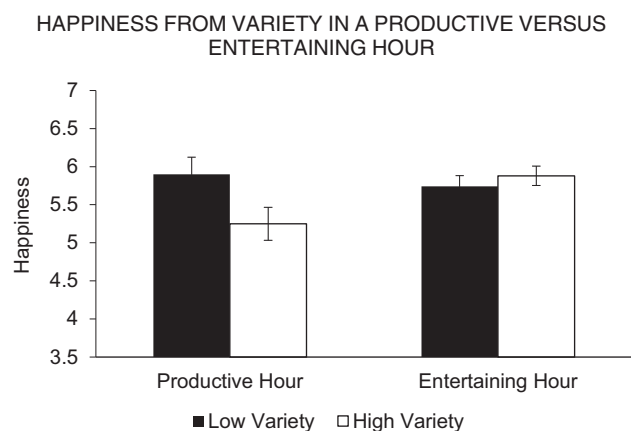
Third, using the same measures as in studies 1A, 1B, 2A, and 3, we measured how happy (1 = Not at all happy, 7 = Very happy) and satisfied (1 = Not at all satisfied, 7 = Very satisfied) participants felt looking back on their past hour ( $r = .71$ ).

Finally, to confirm that participants' stated intention for their time at the fair reflected how they spent their time, we asked, "Over the past hour, to what extent were you trying to get things done?" and "Over the past hour, to what extent were you trying to stay entertained?" (1 = Not at all my goal, 7 = Very much my goal). Validating our assessment, participants who had reported an intention to be productive were trying to get things done to a greater extent ( $M_{\text{productive}} = 4.57$ ,  $SD = 1.95$  vs.  $M_{\text{entertained}} = 3.85$ ,  $SD = 1.96$ ;  $F(1, 196) = 4.73$ ,  $p = .031$ ), and those who had reported an intention to be entertained were trying to stay entertained to a greater extent ( $M_{\text{entertained}} = 5.14$ ,  $SD = 1.42$  vs.  $M_{\text{productive}} = 4.28$ ,  $SD = 1.86$ ;  $F(1, 196) = 11.74$ ,  $p < .001$ ). No other effects were significant ( $p$ 's  $> .110$ ).

#### Results and Discussion

A 2 (intention)  $\times$  2 (variety) ANOVA on happiness revealed only the expected interaction ( $F(1, 196) = 4.73$ ,  $p = .031$ ; figure 4). Consistent with our prior findings, when motivated to be productive, perceiving more variety among the past hour's activities decreased subsequent happiness ( $M_{\text{high variety}} = 5.25$ ,  $SD = 1.42$  vs.  $M_{\text{low variety}} = 5.90$ ,  $SD = 1.03$ ;  $F(1, 196) = 4.43$ ,  $p = .037$ ). However, when people simply wanted to be entertained (and not productive), this effect was attenuated. In this case, perceiving more variety among the past hour's activities did not reduce happiness ( $M_{\text{high variety}} = 5.88$ ,  $SD = 1.17$  vs.  $M_{\text{low variety}} = 5.74$ ,  $SD = 1.00$ ;  $F < 1$ ).

FIGURE 4



Study 4 underscores the underlying role of productivity for shorter time periods. When state fair attendees were motivated to be productive during their time at the fair, perceiving more variety among their past hour's activities made them less happy. However, when state fair attendees were explicitly *not* motivated to be productive (i.e., they simply wanted to be entertained), perceiving more variety among their past hour's activities did not have this detrimental effect. Because variety detracts from happiness by making shorter time periods feel less productive, when productivity is not an objective, variety no longer makes people less happy. Whether people intend to be productive during shorter time periods thus moderates variety's detrimental effect on subsequent happiness.

Notably, the negative effect of varied activities was attenuated—not reversed—which supports our claim that variety's effect depends on the perceived duration of the time within which activities occur. Even among people who were explicitly not motivated to be productive, perceiving more variety among their past hour's activities did not boost subsequent happiness. This suggests that people felt sufficiently stimulated over this naturally shorter time period not to benefit from the increased stimulation that more variety affords.

Building on these findings, the next two studies provide additional tests of the underlying mechanisms and investigate the role of perceived time in determining how variety affects subsequent happiness. Instead of examining time periods that differ in objective duration (and thus naturally differ in perceived duration), studies 5 and 6 hold the time period constant and manipulate whether it is perceived to be shorter versus longer (e.g., a short hour vs. long hour).

## STUDY 5: VARIETY IN A SHORT VERSUS LONG HOUR

The previous studies showed that one hour is a naturally "shorter" time period over which variety decreases subsequent happiness by undermining people's sense of productivity. If an hour was made to seem longer, however, then variety may no longer decrease happiness by making that time feel less productive. Instead, spending the hour on more varied activities may increase subsequent happiness by making that time feel more stimulating.

To test this, we recruited university students studying in the library before final exams to participate in an hour-long study perceived as "short" or "long." At the beginning of the hour, we manipulated how long an hour seemed and then instructed participants to spend the next hour working on more or less varied class materials. At the end of the hour, we measured how happy participants felt, as well as their feelings of stimulation and

productivity. We predicted that spending a short hour on more varied material would decrease subsequent happiness by making the time feel less productive, but spending a seemingly long hour on more varied material would increase subsequent happiness by making the time feel more stimulating.

## Design and Method

One hundred thirty students recruited at a university library participated in exchange for \$10. Due to the field setting, participants' demographic information was not collected. Participants were randomly assigned to a condition in the 2 (time period: short hour vs. long hour)  $\times$  2 (variety: high vs. low) between-subjects design.

Students studying in the library were approached by a research assistant and invited to work on their own class materials as part of an hour-long study. Those who agreed were asked to complete a brief survey. We first manipulated the perceived length of an hour by instructing the students to write a paragraph about how an hour is either a short or long amount of time. A pretest that presented this writing task to a sample of MTurk panelists ( $N = 110$ , 45.5% female, ages 18–66, mean age = 33.1) supported the manipulation. Pretest participants reported that their past hour seemed longer ("How long did the past hour feel?" 1 = Not very long, 7 = Very long) after writing about how an hour is a long amount of time ( $M = 3.61$ ,  $SD = 1.95$ ) versus a short amount of time ( $M = 2.88$ ,  $SD = 1.62$ ;  $F(1, 108) = 4.66$ ,  $p = .033$ ).

Then, we manipulated variety by instructing the students how to spend their next hour. In the high-variety condition, we told students to spend the hour working on materials from different classes. In the low-variety condition, we told students to spend the hour working on materials from the same class.

An hour later, participants were again approached by the research assistant and asked to complete a second survey. First, using the same measures as in study 2B, we measured how happy ("How happy do you feel right now?" 1 = Not at all happy, 7 = Very happy) and satisfied ("How satisfied do you feel right now?" 1 = Not at all satisfied, 7 = Very satisfied) participants felt at that moment. These items were highly correlated ( $r = .70$ ) and combined to serve as our measure of subsequent happiness. Then, to further examine the underlying processes, participants rated the extent to which the hour felt productive using three items (productive, accomplished, and capable;  $\alpha = .85$ ) and the extent to which the hour felt stimulating using three items (stimulating, exciting, and engaging;  $\alpha = .83$ ). From the larger set of items used in study 3, this refined set of six items was selected to capture more precisely the proposed underlying mechanisms. As in study 3, these items were presented in a random

order and measured on 7 point scales (1 = Not at all, 7 = Very much).

## Results and Discussion

**Happiness.** A 2 (time period)  $\times$  2 (variety) ANOVA on happiness revealed a main effect of time period ( $F(1, 126) = 4.31, p = .040$ ), qualified by the predicted interaction ( $F(1, 126) = 14.76, p < .001$ ; figure 5). Consistent with our prior findings, when the hour seemed short (as it naturally does), doing more varied activities made participants less happy ( $M = 3.85, SD = 1.20$ ) than doing less varied activities ( $M = 4.73, SD = .79; F(1, 126) = 12.40, p = .001$ ). However, when we made the hour seem longer, this effect reversed. In this case, doing more varied activities made participants happier ( $M = 4.93, SD = 1.02$ ) than doing less varied activities ( $M = 4.41, SD = 1.07; F(1, 126) = 3.81, p = .053$ ).

**Stimulation.** A 2 (time period)  $\times$  2 (variety) ANOVA on stimulation revealed only a significant interaction ( $F(1, 126) = 15.86, p < .001$ ). Variety only influenced stimulation when the hour seemed long. In the long hour condition, more varied activities made that time feel more stimulating ( $M_{\text{high variety}} = 4.33, SD = 1.07$  vs.  $M_{\text{low variety}} = 3.19, SD = 1.24; F(1, 126) = 14.77, p < .001$ ), but in the short hour condition, there was only a marginal effect ( $M_{\text{high variety}} = 3.20, SD = 1.36$  vs.  $M_{\text{low variety}} = 3.70, SD = .93; F(1, 126) = 3.02, p = .084$ ).

**Productivity.** A 2 (time period)  $\times$  2 (variety) ANOVA on productivity revealed a main effect of time period ( $F(1, 126) = 4.59, p = .034$ ), qualified by a significant interaction ( $F(1, 126) = 5.60, p = .020$ ). Variety only influenced feelings of productivity when the hour seemed short. In the short hour condition, more varied activities made that time feel less productive ( $M_{\text{high variety}} = 4.19, SD = 1.13$  vs.  $M_{\text{low variety}} = 4.74, SD = 1.10; F(1, 126) = 4.29, p = .040$ ), but in the long hour condition there was no such

effect ( $M_{\text{high variety}} = 5.06, SD = 1.05$  vs.  $M_{\text{low variety}} = 4.70, SD = 1.12; F(1, 126) = 1.67, p = .198$ ).

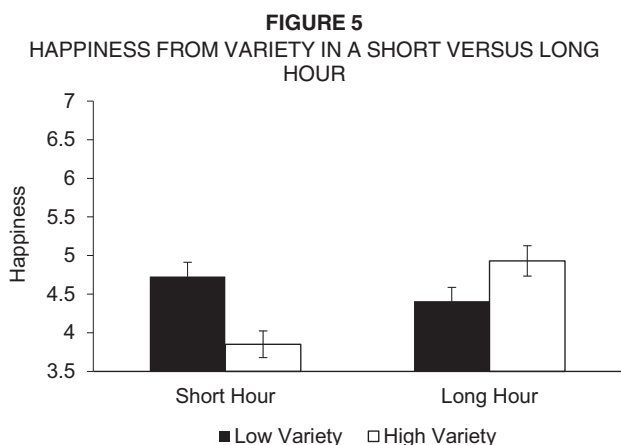
**Underlying Processes.** Like in study 3, we tested the proposed underlying processes using a bias-corrected moderated mediation analysis with stimulation and productivity entered as simultaneous mediators (model 7; Hayes 2013). Consistent with our previous findings, we found significant overall indirect effects of stimulation ( $Index = .47, 95\% \text{ CI}, .13-.94$ ) and productivity ( $Index = .41, 95\% \text{ CI}, .08-.85$ ). When the hour seemed short (as it naturally does), variety decreased subsequent happiness by making that time feel less productive ( $ab = -.24, 95\% \text{ CI}, -.54 \text{ to } -.03$ ), and stimulation did not play a role ( $ab = -.14, 95\% \text{ CI}, -.40 \text{ to } .001$ ). When we encouraged participants to perceive the hour as longer, however, variety increased happiness by making that time feel more stimulating ( $ab = .33, 95\% \text{ CI}, .10-.66$ ), and productivity did not play a role ( $ab = .16, 95\% \text{ CI}, -.06 \text{ to } .46$ ).

Study 5 provides additional evidence for the proposed underlying processes and underscores that it is the *perceived* duration of the time within which activities occur that determines whether variety increases or decreases happiness. When studying for final exams, students who perceived a given hour as short were less happy after working on more varied class materials because that time felt less productive. However, students who perceived that hour as longer were happier after working on more varied materials because that time felt more stimulating. Beyond natural differences in perceived time duration, whether a *given* time period is perceived as shorter versus longer determines how variety affects feelings of stimulation and productivity, and thus happiness.

These results also underscore that the effects are based on the variety among the activities, rather than any qualitative differences between the activities. For instance, it is possible that people look to fill shorter time periods with different types of activities (e.g., enjoyable tasks) than they do longer time periods (e.g., meaningful tasks). In this study, however, all participants spent the hour doing schoolwork, and how the variety within that work influenced subsequent happiness depended on whether the hour seemed short versus long. Furthermore, whereas the prior studies examined a mix of work and leisure (appendix A and B), this study shows that variety can influence people's happiness from time spent on purely work.

## STUDY 6: VARIETY IN A SHORT VERSUS LONG 15 MINUTES

Study 6 further demonstrated the role of perceived time by manipulating how long a given time period (in this case, 15 minutes) was perceived to be. In addition, we determined the specific activities that participants engaged



in, and thus had greater control over the actual variety that comprised their time.

In a university laboratory, participants spent 15 minutes performing three activities that differed in variety, and at the end of the 15 minutes, we measured how happy they felt. We predicted that performing the more varied set of activities during this naturally shorter time period would decrease subsequent happiness by reducing feelings of productivity, but viewing the 15 minutes as longer would attenuate these effects.

## Design and Method

One hundred sixty four individuals recruited at a university behavioral lab participated in exchange for payment. Eighteen participants failed to complete the experiment and were excluded from subsequent analyses, leaving a final sample of 146 (65.3% female, ages 18–58, mean age = 24.5). Participants were randomly assigned to a condition in the 2 (time period: short 15 minutes vs. long 15 minutes)  $\times$  2 (variety: high vs. low) between-subjects design.

At the beginning of the lab session, participants were asked to complete a brief survey. Similar to study 5, we first manipulated the perceived length of 15 minutes by instructing participants to write a paragraph about how 15 minutes is either a short or long amount of time.

Then, we manipulated the variety of activities performed. Participants were given 10 gummy bears, 10 jellybeans, and 10 M&Ms and had 15 minutes to complete three activities with these candies. In the high-variety condition, participants performed a different activity with each type of candy: they evaluated the taste of the gummy bears, named the jellybeans, and organized the M&Ms by color. In the low-variety condition, participants performed the same activity (evaluating the taste) with all three types of candy. All participants thus performed three activities, but the variety among them differed by condition.

After the 15 minutes, participants were directed to a second survey. First, using the same measures as in studies 2B and 5, we measured how happy (1 = Not at all happy, 7 = Very happy) and satisfied (1 = Not at all satisfied, 7 = Very satisfied) participants felt at that moment ( $r = .86$ ). Then, they answered the same three productivity items ( $\alpha = .84$ ) and stimulation items ( $\alpha = .86$ ) from study 5 (1 = Not at all, 7 = Very much).

Finally, as manipulation checks, participants indicated how much variety they perceived among the candy activities (1 = Very little variety, 7 = A lot of variety) and how long the last 15 minutes seemed (1 = Very short, 7 = Very long). Supporting our variety manipulation, participants in the high-variety condition ( $M = 4.05$ ,  $SD = 1.34$ ) perceived the activities as more varied than those in the low-variety condition ( $M = 3.14$ ,  $SD = 1.58$ ;  $F(1, 142) = 14.61$ ,  $p < .001$ ), and no other effects were significant ( $F$ 's  $< 1$ ). Supporting our perceived time manipulation,

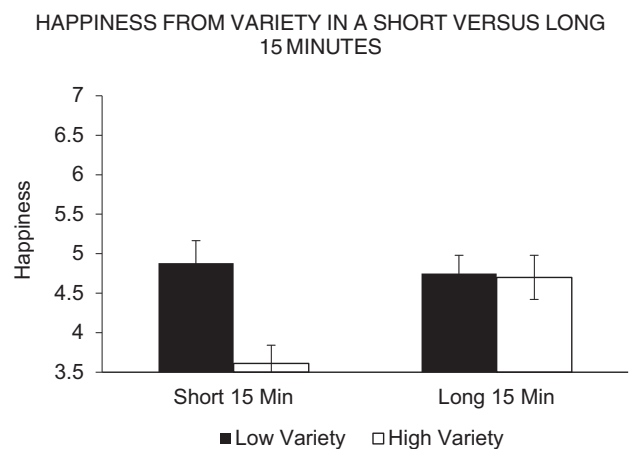
participants in the long 15 minutes condition ( $M = 3.41$ ,  $SD = 1.91$ ) perceived the 15 minutes as longer than those in the short 15 minutes condition ( $M = 2.78$ ,  $SD = 1.36$ ;  $F(1, 142) = 4.97$ ,  $p = .027$ ), and no other effects were significant ( $F$ 's  $< 1$ ). We also asked participants how hard it was to perform their assigned activities (1 = Not very hard, 7 = Very hard) and found no significant effects ( $F$ 's  $< 1$ ).

## Results and Discussion

**Happiness.** A 2 (time period)  $\times$  2 (variety) ANOVA on happiness revealed a main effect of variety ( $F(1, 142) = 6.58$ ,  $p = .011$ ) and a marginal main effect of time period ( $F(1, 142) = 3.50$ ,  $p = .063$ ), qualified by the predicted interaction ( $F(1, 126) = 5.63$ ,  $p = .019$ ; figure 6). Consistent with our prior findings, when 15 minutes seemed short (as it naturally does), doing more varied activities made participants less happy ( $M = 3.61$ ,  $SD = 1.61$ ) than doing less varied activities ( $M = 4.88$ ,  $SD = 1.47$ ;  $F(1, 142) = 12.01$ ,  $p = .001$ ). However, when we made those 15 minutes seem longer, this effect was attenuated, and variety no longer had a detrimental effect ( $M_{\text{high variety}} = 4.70$ ,  $SD = 1.53$  vs.  $M_{\text{low variety}} = 4.75$ ,  $SD = 1.48$ ;  $F < 1$ ). Not finding the same reversal as in the previous study may suggest that 15 minutes cannot be made to seem sufficiently "long" to require greater stimulation (and thus variety) in order to increase happiness.

**Stimulation.** A 2 (time period)  $\times$  2 (variety) ANOVA on stimulation revealed only a significant interaction ( $F(1, 142) = 4.57$ ,  $p = .034$ ). Variety only (marginally) influenced stimulation when the 15 minutes seemed long. In the long 15 minutes condition, more varied activities had a marginal positive effect on stimulation ( $M_{\text{high variety}} = 4.20$ ,  $SD = 1.85$  vs.  $M_{\text{low variety}} = 3.49$ ,  $SD = 1.74$ ;  $F(1, 142) = 3.23$ ,  $p = .074$ ), but in the short 15 minutes condition, there was no such effect ( $M_{\text{high variety}} = 3.52$ ,

FIGURE 6



SD = 1.49 vs.  $M_{\text{low variety}} = 4.02$ , SD = 1.63;  $F(1, 142) = 1.51$ ,  $p = .221$ ).

**Productivity.** A 2 (time period)  $\times$  2 (variety) ANOVA on productivity revealed only a significant interaction ( $F(1, 142) = 4.03$ ,  $p = .047$ ). Variety only influenced feelings of productivity when the 15 minutes seemed short. In the short 15 minutes condition, more varied activities made that time feel less productive ( $M_{\text{high variety}} = 3.43$ , SD = 1.48 vs.  $M_{\text{low variety}} = 4.21$ , SD = 1.56;  $F(1, 142) = 4.49$ ,  $p = .036$ ), but in the long 15 minutes condition there was no such effect ( $M_{\text{high variety}} = 4.32$ , SD = 1.46 vs.  $M_{\text{low variety}} = 4.07$ , SD = 1.56;  $F < 1$ ).

**Underlying Processes.** As in studies 3 and 5, we tested the proposed underlying processes using a bias-corrected moderated mediation analysis with stimulation and productivity entered as simultaneous mediators (model 7; Hayes 2013). Consistent with our previous results, we found significant overall indirect effects of stimulation ( $Index = .45$ , 95% CI, .05–1.05) and productivity ( $Index = .31$ , 95% CI, .02–.84). When 15 minutes seemed short, variety decreased subsequent happiness by making that time feel less productive ( $ab = -.23$ , 95% CI,  $-.64$  to  $-.03$ ) and stimulation did not play a role ( $ab = -.18$ , 95% CI,  $-.54$  to  $.07$ ). When we encouraged participants to perceive 15 minutes as longer, however, variety did not directly influence happiness, and neither productivity ( $ab = .08$ , 95% CI,  $-.11$  to  $.36$ ) nor stimulation played a role ( $ab = .26$ , 95% CI,  $-.04$  to  $.69$ ).

Study 6 underscores the role of perceived time in determining how variety shapes subsequent happiness. Over a time period naturally perceived as short (in this case, 15 minutes), doing more varied activities decreased happiness by making that time feel less productive (even though all participants completed the given tasks). When we made the 15 minutes seem longer, however, variety no longer had this negative effect. These results cast further doubt on the possibility that our previous findings can be explained by qualitative differences between activities filling the shorter versus longer time periods.

In addition, these results provide convergent support for our predictions in a lab setting where the actual activities participants performed were controlled. Notably, whereas in the prior studies, participants had some choice in the activities they engaged in, here, the activities were externally imposed by the experimenter. Thus regardless of whether people choose the activities that fill their time, the variety among those activities influences subsequent happiness.

## GENERAL DISCUSSION

With passing minutes, hours, days, and weeks, people want to be happy. But how should they spend their time in order to enjoy greater happiness? While emerging research points to specific types of activities associated with

happiness (Bhattacharjee and Mogilner 2014; Kahneman et al. 2004; Mogilner 2010; Mogilner et al. 2011), people's time is composed of multiple activities, not all of which individually generate happiness. How does the variety among the activities that fill people's day-to-day lives contribute to their subjective well-being?

To address this question, we empirically examined when (and why) a greater variety of activities increases versus decreases happiness. Findings from eight studies showed that spending time on more varied activities often makes people happier, but not always. The perceived duration of the time within which people's activities occurred proved to be a key determinant. For longer time periods (like a day), more varied activities increased happiness, but for shorter time periods (like an hour), more varied activities instead decreased happiness. Merely perceiving a given time period (e.g., an hour) as shorter versus longer generated the same effects.

The studies also provided insight into the underlying processes. Whereas variety over longer time periods made that time feel more stimulating, variety over shorter time periods made that time feel less productive. Because stimulation and productivity are both integral to happiness (Hsee et al. 2010; Reis et al. 2000; Seligman 2011; Sheldon et al. 1996), this explains why more varied activities increased happiness for longer time periods, but decreased happiness for shorter ones (studies 3, 5, and 6). Underscoring the role of productivity, variety no longer reduced subsequent happiness in an hour when people were explicitly not motivated to be productive (study 4).

In addition to natural (studies 1A–4) and manipulated (studies 5 and 6) differences in perceived time, the effects were robust across actual (studies 1A, 1B, 5, and 6) and perceived variety—both manipulated (studies 2A, 3, 4) and measured (study 2B). Furthermore, the different methodologies employed across studies cast doubt on potential alternative explanations due to activity number (studies 3 and 6), ease of recall (studies 2B, 5, and 6), and qualitative differences between the particular activities filling participants' time (studies 2A–6).

## Generalizability and Boundary Conditions

The studies showed that the effects of variety on happiness generalize across multiple types of activities. We found the same pattern of results irrespective of whether the activities were self-selected (studies 1A–5) or imposed (study 6), and whether they were purely work (study 5), purely leisure (study 4), or a mix of work and leisure (studies 1A–3). Thus beyond the specific types of activities that people do, the variety among those activities plays an important role in shaping people's happiness.

Furthermore, although prior research suggests that shared activities produce greater happiness than solo activities (Caprariello and Reis 2013), an additional study

reported in the online appendix showed that the variety among these two types of activities exhibits the same effects. That is, regardless of whether the activities were shared or done alone, perceiving greater variety among the past day's activities increased subsequent happiness, but perceiving greater variety among the past 30 minutes' activities decreased subsequent happiness.

In addition to highlighting the generalizability of the effects, the studies also identified an important boundary condition. When people wanted to spend time simply being entertained (and not productive), perceiving more variety among their past hour's activities no longer proved detrimental to their happiness (study 4). This suggests that filling shorter time periods with more varied activities only makes people less happy when feeling productive is an objective.

### Theoretical Contributions

This research furthers understanding of the relationship between variety and happiness. Existing consumer research has primarily focused on how the variety within a single consumption experience influences its enjoyment (Galak et al. 2009; Nelson and Meyvis 2008; Ratner et al. 1999; Redden 2008). For instance, in a prior study, participants were tasked with tasting a series of 22 jellybeans that differed in flavor and to report their enjoyment of individual jellybeans, their overall enjoyment of tasting the jellybeans, and their desire to eat more jellybeans (Redden 2008). Thus the unit of analysis in that study was enjoyment of the individual jellybeans within the tasting task. Building on this prior work, the unit of analysis in our studies is the happiness people feel more generally having spent time on multiple "tasks" constituting more or less variety. For example, in our study 6, participants completed multiple candy-related tasks that were more or less varied and then reported how happy they felt. Although both studies involve candy, the tasks in our study (e.g., evaluating, naming, and organizing the candies) were more complex than repeatedly tasting a single type of candy. Because complexity provides stimulation (Berlyne 1970), for these more involved activities, more time may need to elapse for additional stimulation (and thus variety) to boost happiness. The difference in the unit of analysis may explain why our studies showed variety to have a positive effect only over longer time periods, whereas prior work found variety to increase item enjoyment even in lab sessions of similar duration to our shorter time period conditions (e.g., Galak et al. 2009; Nelson and Meyvis 2008; Redden 2008).

Furthermore, most of our studies look more broadly at the activities that comprise people's daily lives, including eating lunch, working out, doing yardwork, watching TV, and taking care of the kids—not all of which are individually enjoyable. Although happiness scholars have speculated that filling time with more varied activities may make

people happier (Lyubomirsky et al. 2005b; Sheldon et al. 2012), this has not been empirically tested. The current research tests and extends prior theorizing by empirically examining whether variety does indeed increase happiness, as well as when and why this occurs.

This research also furthers understanding of the benefits and costs of variety in people's lives. Although much prior research highlights the benefits of variety (e.g., Berlyne 1960, 1970; Hoch et al. 1999; Kahn and Wansink 2004; McAlister and Pessemier 1982; Pronin and Jacobs 2008; Read and Loewenstein 1995; Redden 2008), there has also been work noting the negative consequences of too much variety (e.g., Berlyne 1960; Iyengar and Lepper 2000). Recent research has gone so far as to demonstrate the unique benefits that *less* variety can offer (Berger, Draganska, and Simonson 2007; Etkin and Ratner 2012, 2013; Etkin and Sela 2016). Our investigation identifies a novel way that less (rather than more) variety can be beneficial: by making shorter time periods (e.g., an hour) feel more productive. Our findings contribute to this growing literature by showing that variety not only affects product evaluations (Etkin and Sela 2016), brand evaluations (Berger et al. 2007), choosers' satisfaction (Mogilner et al. 2008), and people's motivation to pursue their goals (Etkin and Ratner 2012, 2013), but it also has consequences for personal happiness.

Our findings also underscore the role of perceived time in people's variety preferences. Several articles have suggested that time and variety preferences are linked. For instance, Etkin and Ratner (2013) found that people prefer more varied means when planning goal pursuit for the near future, but less varied means when planning goal pursuit for the far future; Read and Loewenstein (1995) and Simonson (1990) found that people choose more varied items when making their choices all at once than when making separate choices over time. Galak et al. (2011) found that people's tendency to overestimate their desire for variety is particularly pronounced when consumption is spread out over time. Adding to these prior findings, the current research shows that more than the objective duration of a time period, the perceived duration of the time within which activities occur plays a critical role in how happy people feel after engaging in more or less varied activities.

Finally, going beyond the variety and happiness literatures, this work offers novel insights into how people's goals shift across time. Our theory rests on the assertion that people are particularly concerned with feeling productive and getting things done over shorter time periods, but they become more concerned with staying stimulated and not getting bored over longer time periods. Results of our pilot study (reported in the online appendix) confirmed this shift, and results of the state fair study (study 4) showed that whether people have a goal to be productive (even at a place as fun as the state fair) determines how variety

affects happiness. In addition to how people behave, a shift in goals across time—from being productive to being stimulated—may also have consequences for people's day-to-day (and hour-to-hour) emotional experiences, as well as their life satisfaction more generally.

### Implications and Directions for Future Research

Marketers can glean insights from our findings to improve their messaging. For instance, rather than simply selling variety for variety's sake, communications could be made more effective by matching the promised level of variety with the life span of the product or service. If products will be used over longer time periods (or are positioned that way), marketers could highlight the varied usages or usage situations. However, for products that will be consumed more quickly, marketers might instead convey a more focused range of usages. Relatedly, emphasizing the variety among experiences that span longer time periods (e.g., a week-long vacation), but downplaying the variety among experiences that span shorter time periods (e.g., a half-day trip) may make people happier looking back on those experiences.

This research also has clear and practical implications for improving consumer well-being. People intuit that filling time with more varied activities (irrespective of time period) will make them happier. Indeed, when we asked 128 US adults (36.7% female, 63.3% male; ages 18–67, mean age = 29.63, SD = 8.85) to list activities that will fill their upcoming hour or day, those who listed more varied activities anticipated being happier than those who listed less varied activities ( $F(1, 124) = 8.11, p < .01$ )—regardless of whether they were planning their next hour *or* day ( $F < 1$ ). The current research highlights the need for a more nuanced course of action. Scheduling more varied activities into one's days, weeks, and months, but removing variety from one's hours and minutes is a feasible way to boost happiness. By informing people how they should spend their time, our findings offer a simple way to make that time feel more stimulating, more productive, and ultimately happier.

Building on this recommendation, and in line with prior research (Broniarczyk et al. 1998; Etkin and Ratner 2012, 2013; Etkin and Sela 2016; Galak et al. 2009; Hoch et al. 1999; Kahn and Wansink 2004; Mogilner et al. 2008; Redden 2008), these findings highlight that it is perceived (rather than actual) variety that really matters. Even if people cannot feasibly change how they spend a given time period (i.e., if the actual variety among their activities is not flexible), simply focusing on the features that amplify or minimize the variety among their activities should be sufficient to obtain the desired boost in happiness. Relatedly, people may strategically be able to increase or decrease the variety they *perceive* among their activities. Prior research showed that individuals perceive more variety within an

assortment when it is partitioned into a greater number of categories (Mogilner et al., 2008; Redden 2008). Combining these findings with ours suggests that how people categorize their activities may affect subsequent happiness. Whereas dividing activities into a greater number of categories may help spark interest, bucketing the same activities into fewer categories may help people feel more productive, and thus happier.

The implications of our findings extend beyond consumer well-being to employee well-being. Specifically, this research provides guidance for how workers' time might be scheduled to balance dual interests in productivity and happiness (Staats and Gino 2012). Organizational researchers have found that switching between varied tasks can reduce worker productivity (Staats and Gino 2012). Although repetition may make workers more productive, the lack of stimulation will eventually detract from their happiness. Our studies suggest scheduling as a means through which employers can align concerns of productivity, stimulation, and happiness in the workplace. Within an hour, tasks could be kept consistent to increase productivity, but across days or weeks, tasks could be varied in order to maintain stimulation. In addition to fostering motivation, this combination should promote employee happiness and satisfaction.

Future research should look to identify optimal levels of variety among the activities that people share with their relationship partners (Etkin, forthcoming). People are often exhorted to incorporate more variety into activities shared with their romantic partner in order to enjoy a more satisfying relationship (Aron et al. 2000; Bao and Lyubomirsky 2013). Future work should build on the present findings to explore when relationship well-being will benefit from greater variety, and when relationships might instead benefit from the greater stability found in routine.

An exploration into individual differences is yet another intriguing direction for future research. Although these studies showed that our results apply to individuals both high and low in need for stimulation (online appendix), age is a factor that may matter. Mogilner and colleagues (2011, 2012) found that younger people tend to derive greater happiness from excitement, whereas older people tend to derive greater happiness from feeling calm. Given that variety is also associated with excitement (Berlyne 1970; Galak et al. 2011; Ratner et al. 1999; Rolls et al. 1981), age may play a role in whether spending time on more varied activities generates happiness. The current studies provide some support for this idea. In study 3, for instance, there was a marginal interaction between age and variety ( $\beta = -.03; t(536) = -1.76, p = .08$ ). A closer examination revealed that among older people, happiness decreased with more variety ( $\beta = -.91; t(536) = -3.54, p < .001$ ). Notably, none of the studies showed age to moderate the focal interaction effect, but the interplay between age, variety, and happiness merits further investigation. Exploring



how cultures that value high versus low arousal positive affect react to varied activities (Tsai, Knutson, and Fung 2006) would be another interesting direction for future investigation.

## Conclusion

Does variety increase happiness? Results of eight studies provide an answer: sometimes, but not always. Whereas filling longer time periods with more varied activities increases happiness by making that time feel more stimulating, filling shorter time periods with more varied activities decreases happiness by making that time feel less productive. Together the findings confirm that “variety is the spice of life”—but not of an hour.

## DATA COLLECTION INFORMATION

Both authors supervised data collection and the first author conducted analyses for all studies. Studies 1A, 1B, 2A, 2B, and 3 were conducted online using Amazon MTurk panelists. Study 1A was run in summer 2013, study 1B in summer 2014, study 2A in spring 2014, study 2B in summer 2014, and study 3 in spring 2014. Study 4 was run by research assistants at the North Carolina State Fair in fall 2015. Study 5 was run by research assistants at the main library on Duke University’s campus in winter 2014. Study 6 was run by research assistants at the Wharton Behavioral Lab in winter 2014.

## APPENDIX A

EXAMPLES OF ACTIVITIES LISTED IN EACH CONDITION BY PARTICIPANTS IN STUDY 2A.

	High Variety	Low Variety
10 min.	“ate a sandwich” and “browsed Reddit”	“ate a meal” and “washed dishes”
30 min.	“worked from home” and “took a shower”	“ran” and “aerobics”
Hour	“worked” and “played video games”	“drove to work” and “drove to the bank”
Day	“worked” and “took care of my kids”	“went to the grocery store” and “went shopping for shoes”
Week	“went to a poetry slam” and “babysat”	“swim workout” and “cycle workout”
Month	“went to the bar with friends” and “watched movies by myself”	“watched movies at home” and “watched movies at the theater”

## APPENDIX B

EXAMPLES OF ACTIVITIES LISTED IN EACH CONDITION BY PARTICIPANTS IN STUDY 3.

	High Variety	Low Variety
30 min.	“took a survey” and “pulled weeds in the yard”	“went on Twitter to read tweets” and “went on Facebook to read status updates”
Hour	“swept the floor” and “showered”	“wrote a paper” and “read the paper”
Day	“went fishing” and “played football”	“cooked breakfast” and “cooked dinner”

## REFERENCES

- Aaker, Jennifer L., Melanie Rudd, and Cassie Mogilner (2011), “If Money Does Not Make You Happy, Consider Time,” *Journal of Consumer Psychology*, 21 (April), 126–30.
- Ahn, Hee-Kyung, Maggie W. Liu, and Dilip Soman (2009), “Memory Markers: How People Recall the Duration of Experiences,” *Journal of Consumer Psychology*, 19 (July), 508–16.
- Aknin, Lara B., Christopher P. Barrington-Leigh, Elizabeth W. Dunn, John F. Helliwell, Justine Burns, Robert Biswas-Diener, Imelda Kemeza, Paul Nyende, Claire E. Ashton-James, and Michael I. Norton (2013), “Prosocial Spending and Well-Being: Cross-Cultural Evidence for a Psychological Universe,” *Journal of Personality and Social Psychology*, 104 (April), 635–52.
- Allport, Alan and Glen Wylie (2000), “Task Switching, Stimulus-Response Bindings, and Negative Priming,” in *Control of Cognitive Processes: Attention and Performance XVIII*, Cambridge, MA: The MIT Press, 35–70.
- Argyle, Michael (1999), “Causes and Correlates of Happiness,” in *Well-Being: The Foundations of Hedonic Psychology*, ed. Daniel Kahneman, Ed Diener, and Norbert Schwartz, New York: Russell Sage Foundation, 353–73.
- Aron, Arthur C., Christina C. Norman, Elaine N. Aron, Colin McKenna, and Richard E. Heyman (2000), “Couples’ Shared

- Participation in Novel and Arousing Activities and Experienced Relationship Quality," *Journal of Psychology and Social Psychology*, 78 (2), 273–84.
- Avnet, Tamar and Anne-Laure Sellier (2011), "Clock Time vs. Event Time: Temporal Culture or Self-Regulation?" *Journal of Experimental Social Psychology*, 47 (May), 665–7.
- Bao, Katherine J. and Sonja Lyubomirsky (2013), "Making It Last: Combating Hedonic Adaptation in Romantic Relationships," *Journal of Positive Psychology*, 8 (March), 196–206.
- Berger, Jonah, Michaela Draganska, and Itamar Simonson (2007), "The Influence of Product Variety on Brand Perception and Choice," *Marketing Science*, 26 (4), 460–72.
- Berlyne, Daniel E. (1960), *Conflict, Arousal, and Curiosity*, New York: McGraw-Hill.
- (1970), "Novelty, Complexity, and Hedonic Value," *Perception & Psychophysics*, 8 (September), 279–86.
- (1971), *Aesthetics and Psychobiology*. East Norwalk, CT: Appleton-Century-Crofts.
- Bhattacharjee, Amit and Cassie Mogilner (2014), "Happiness from Ordinary and Extraordinary Experiences," *Journal of Consumer Research*, 41 (June), 1–17.
- Bowman, Laura L., Laura E. Levine, Bradley M. Waite, and Michael Gendron (2010), "Can Students Really Multitask? An Experimental Study of Instant Messaging While Reading," *Computers and Education*, 54 (May), 927–31.
- Braungart, Julia M., Robert Plomin, John C. DeFries, and David W. Fulker (1992), "Genetic Influence on Tester-Rated Infant Temperament as Assessed by Bayley's Infant Behavior Record: Nonadoptive and Adoptive Siblings and Twins," *Developmental Psychology*, 28 (January), 40–47.
- Brickman, Philip and Donald T. Campbell (1971), "Hedonic Relativism and Planning the Good Society," in *Adaptation-Level Theory: A Symposium*, ed. M. H. Apley, New York: Academic Press, 287–305.
- Broniarczyk, Susan M., Wayne D. Hoyer, and Leigh McAlister (1998), "Consumers' Perceptions of the Assortment Offered in a Grocery Category: The Impact of Item Reduction," *Journal of Marketing Research*, 35 (2), 166–76.
- Buhmester, Michael, Tracey Kwang, and Samuel D. Gosling (2011), "Amazon's Mechanical Turk: A New Source of Inexpensive, Yet High Quality, Data?" *Perspectives on Psychological Science*, 6 (3), 3–5.
- Caprariello, Peter A. and Harry T. Reis (2013), "To Do, to Have, or to Share? Valuing Experiences Over Material Possessions Depends on the Involvement of Others," *Journal of Personality and Social Psychology*, 104 (February), 199–215.
- Carter, Travis J. and Thomas Gilovich (2012), "I Am What I Do, Not What I Have: The Differential Centrality of Experiential and Material Purchases to the Self," *Journal of Personality and Social Psychology*, 102 (6), 1304–17.
- Cellier, Jean-Marie and Helene Eyrolle (1992), "Interference Between Switched Tasks," *Ergonomics*, 35 (1), 25–36.
- Coombs, Clyde H. and George S. Avrunin (1977), "Single-Peaked Functions and the Theory of Preference," *Psychological Review*, 84 (March), 216–30.
- Csikszentmihalyi, Mihaly (1990), *Flow: The Psychology of Optimal Performance*, New York: Cambridge University Press.
- Csikszentmihalyi, Mihaly and Judith LeFevre (1989), "Optimal Experience in Work and Leisure," *Journal of Personality and Social Psychology*, 56 (5), 815–22.
- Csikszentmihalyi, Mihaly and Maria M. Wong (1991), "The Situational and Personal Correlates of Happiness: A Cross-National Comparison," in *Subjective Well-being: An Interdisciplinary Perspective*, ed. Fritz Strack, Michael Argyle, and Norbert Schwartz, London: Pergamon Press, 193–212.
- Dai, Hengchen, Katherine Milkman, and Jason Riis (2014), "The Fresh Start Effect: Temporal Landmarks Motivate Aspirational Behavior," *Management Science*, 60 (10), 2563–82.
- Diener, Ed (1984), "Subjective Well-Being," *Psychological Bulletin*, 95, 542–75.
- Diener, Ed and Micaela Y. Chan (2011), "Happy People Live Longer: Subjective Well-Being Contributes to Health and Longevity," *Applied Psychology: Health and Well-Being*, 3 (March), 1–43.
- Diener, Ed, Eunkook M. Suh, Richard E. Lucas, and Heidi L. Smith (1999), "Subjective Well-Being: Three Decades of Progress," *Psychological Bulletin*, 125 (March), 276–302.
- Diener, Ed, Eunkook M. Suh, Heidi Smith, and Liang Shao (1995), "National Differences in Reported Well-Being: Why Do They Occur?" *Social Indicators Research*, 34 (January), 7–32.
- Dunn, Elizabeth W., Lara B. Aknin, and Michael I. Norton (2008), "Spending Money on Others Promotes Happiness," *Science*, 319 (March), 1687–88.
- (2014), "Prosocial Spending and Happiness: Using Money to Benefit Others Pays Off," *Current Directions in Psychological Science*, 23 (February), 41–7.
- Dunn, Elizabeth W., Daniel T. Gilbert, and Timothy D. Wilson (2011), "If Money Doesn't Make You Happy, Then You Probably Aren't Spending It Right," *Journal of Consumer Psychology*, 21 (April), 115–25.
- Dunn, Elizabeth W. and Michael Norton (2013), *Happy Money: The Science of Smarter Spending*, New York: Simon & Schuster.
- Estrada, Carlos A., Alice M. Isen, and Mark J. Young (1994), "Positive Affect Improves Creative Problem Solving and Influences Reported Source of Practice Satisfaction in Physicians," *Motivation and Emotion*, 18 (December), 285–99.
- Etkin, Jordan (forthcoming), "Choosing Variety for Joint Consumption in Committed Relationships," *Journal of Marketing Research*.
- Etkin, Jordan, Ioannis Evangelidis, and Jennifer Aaker (2015), "Pressed for Time? Goal Conflict Shapes How Time Is Perceived, Spent, and Valued," *Journal of Marketing Research*, 52 (June), 394–406.
- Etkin, Jordan and Rebecca K. Ratner (2012), "The Dynamic Impact of Variety Among Means on Motivation," *Journal of Consumer Research*, 38 (April), 1076–92.
- (2013), "Goal Pursuit, Now and Later: Temporal Compatibility of Different versus Similar Means," *Journal of Consumer Research*, 39 (February), 1085–99.
- Etkin, Jordan and Aner Sela (2016), "How Experience Variety Shapes Post-Purchase Product Evaluation," *Journal of Marketing Research*, 53 (February), 77–90.
- Faison, Edmund D. J. (1977), "The Neglected Variety Drive: A Useful Concept for Consumer Behavior," *Journal of Consumer Research*, 4 (December), 172–75.
- Frederick, Shane and George Loewenstein (1999), "Hedonic Adaptation," in *Well-Being: The Foundations of Hedonic Psychology*, ed. Daniel Kahneman, Ed Diener, and Norbert Schwarz, New York: Russell Sage Foundation, 302–29.

- Freedman, Jonathan (1978), *Happy People: What Happiness Is, Who Has It, and Why*. New York: Harcourt Brace Jovanovich.
- Galak, Jeff, Justin Kruger, and George Loewenstein (2011), "Is Variety the Spice of Life? It All Depends on the Rate of Consumption," *Judgment and Decision Making*, 6 (3), 230–38.
- (2013), "Slow Down! Insensitivity to Rate of Consumption Leads to Avoidable Satiation," *Journal of Consumer Research*, 39 (5), 993–1009.
- Galak, Jeff, Joseph P. Redden, and Justin Kruger (2009), "Variety Amnesia: Recalling Past Variety Can Accelerate Recovery from Satiation," *Journal of Consumer Research*, 36 (December), 575–84.
- Galak, Jeff, Joseph Redden, Yang Yang, and Ellie Kyung (2014), "How Perceptions of Temporal Distance Influence Satiation," *Journal of Experimental Social Psychology*, 52 (May), 118–23.
- Gilbert, Daniel T. (2006), *Stumbling on Happiness*, New York: Knopf.
- Gilovich, Tom, Amit Kumar, and Lily Jampol (2014), "A Wonderful Life: Experiential Consumption and the Pursuit of Happiness," *Journal of Consumer Psychology*, 25 (1), 138–51.
- Goodman, Joseph K., Cynthia E. Cryder, and Amar Cheema (2013), "Data Collection in a Flat World: The Strengths and Weaknesses of Mechanical Turk Samples," *Journal of Behavioral Decision Making*, 26 (3), 213–24.
- Goodman, Joseph K. and Selin A. Malkoc (2012), "Choosing Here and Now vs. There and Later: The Moderating Role of Psychological Distance on Assortment Size Preferences," *Journal of Consumer Research*, 39 (December) 751–68.
- Hayes, Andrew F. (2013), *Introduction to Mediation, Moderation, and Conditional Process Analysis: A Regression-Based Approach*, New York: Guilford Press.
- Hoch, Stephen J., Eric T. Bradlow, and Brian Wansink (1999), "The Variety of an Assortment," *Marketing Science*, 18 (November), 527–46.
- Hsee, Christopher K., Adelle X. Yang, and Liangyan Wang (2010), "Idleness Aversion and the Need for Justifiable Busyness," *Psychological Science*, 21 (July), 926–30.
- Iyengar, Sheena S. and Mark R. Lepper (2000), "When Choice Is Demotivating: Can One Desire Too Much of a Good Thing?" *Journal of Personality and Social Psychology*, 79 (December), 995–1006.
- Kahn, Barbara E. and Brian Wansink (2004), "The Influence of Assortment Structure on Perceived Variety and Consumption Quantities," *Journal of Consumer Research*, 30 (March), 519–33.
- Kahneman, Daniel, Alan B. Krueger, David A. Schkade, Norbert Schwarz, and Arthur A. Stone (2004), "A Survey Method for Characterizing Daily Life Experience: The Day Reconstruction Method," *Science*, 306 (December), 1776–80.
- Keinan, Anat and Ran Kivetz (2011), "Productivity Orientation and the Consumption of Collectable Experiences," *Journal of Consumer Research*, 37 (April), 935–50.
- Kivetz, Ran and Anat Keinan (2006), "Repenting Hyperopia: An Analysis of Self-Control Regrets," *Journal of Consumer Research*, 33 (September), 273–82.
- Kushlev, Kostadin and Elizabeth W. Dunn (2015), "Checking Email Less Frequently Reduces Stress," *Computers in Human Behavior*, 43, 220–28.
- Labroo, Aparna A. and Vanessa M. Patrick (2009), "Providing a Moment of Respite: Why a Positive Mood Helps Seeing the Big Picture," *Journal of Consumer Research*, 35 (February), 800–9.
- Larsen, Jeff T. and Amie R. McKibban (2008), "Is Happiness Having What You Want, Wanting What You Have, or Both?" *Psychological Science*, 19 (4), 371–77.
- Leuba, Clarence (1955), "Toward Some Integration of Learning Theories: The Concept of Optimal Stimulation," *Psychological Reports*, 1, 27–33.
- Liu, Wendy and Jennifer Aaker (2008), "The Happiness of Giving: The Time-Ask Effect," *Journal of Consumer Research*, 35 (October), 543–57.
- Loewenstein, George and Erik Angner (2003), "Predicting and Indulging Changing Preferences," *Time and Decision: Economic and Psychological Perspectives on Intertemporal Choice*, 351–91.
- Lyubomirsky, Sonja (2001), "Why Are Some People Happier Than Others?: The Role of Cognitive and Motivational Processes in Well-Being," *American Psychologist*, 56, 239–49.
- (2008), *The How of Happiness: A Scientific Approach to Getting the Life You Want*, London: Penguin.
- Lyubomirsky, Sonja, Laura King, and Ed Diener (2005a), "The Benefits of Frequent Positive Affect: Does Happiness Lead to Success?" *Psychological Bulletin*, 131 (November) 803–55.
- Lyubomirsky, Sonja, Kennon M. Sheldon, and David Schkade (2005b), "Pursuing Happiness: The Architecture of Sustainable Change," *Review of General Psychology*, 9 (June), 111–31.
- McAlister, Leigh and Edgar Pessemier (1982), "Variety Seeking Behavior: An Interdisciplinary Review," *Journal of Consumer Research*, 9 (December), 311–22.
- Menon, Satya and Barbara E. Kahn (1995), "The Impact of Context on Variety Seeking in Product Choices," *Journal of Consumer Research*, 22 (December), 285–95.
- Mogilner, Cassie (2010), "The Pursuit of Happiness: Time, Money, and Social Connection," *Psychological Science*, 21 (September), 1348–54.
- Mogilner, Cassie, Jennifer Aaker, and Sepandar D. Kamvar (2012), "How Happiness Affects Choice," *Journal of Consumer Research*, 39 (August), 429–43.
- Mogilner, Cassie, Zoë Chance, and Michael I. Norton (2012), "Giving Time Gives You Time," *Psychological Science*, 23 (October), 1233–38.
- Mogilner, Cassie, Sepandar D. Kamvar, and Jennifer Aaker (2011), "The Shifting Meaning of Happiness," *Social Psychological and Personality Science*, 2, 395–402.
- Mogilner, Cassie, Tamara Rudnick, and Sheena S. Iyengar (2008), "The Mere Categorization Effect: How the Presence of Categories Increases Choosers' Perceptions of Assortment Variety and Outcome Satisfaction," *Journal of Consumer Research*, 35 (August), 202–15.
- Nelson, Leif D. and Tom Meyvis (2008), "Interrupted Consumption: Disrupting Adaptation to Hedonic Experiences," *Journal of Marketing Research*, 45 (6), 654–64.
- Nelson, Leif D., Tom Meyvis, and Jeff Galak (2009), "Enhancing the Television-Viewing Experience Through Commercial Interruptions," 36 (August), 160–72.
- Nicolao, Leonardo, Julie R. Irwin, and Joseph K. Goodman (2009), "Happiness for Sale: Do Experiential Purchases Make Consumers Happier Than Material Purchases?" *Journal of Consumer Research*, 36 (August), 188–98.

- Okun, Morris A., William A. Stock, Marilyn J. Haring, and Robert A. Witter (1984), "The Social Activity/Subjective Well-Being Relation: A Quantitative Synthesis," *Research on Aging*, 6 (March), 45–65.
- Pronin, Emily and Elana Jacobs (2008), "Thought Speed, Mood, and the Experience of Mental Motion," *Perspectives on Psychological Science*, 3 (November), 461–85.
- Raju, P.S. (1980), "Optimum Stimulation Level: Its Relationship to Personality, Demographics, and Exploratory Behavior," *Journal of Consumer Research*, 7 (December), 272–82.
- Ransford, H. Edward and Bartolomeo J. Palisi (1996), "Aerobic Exercise, Subjective Health and Psychological Well-Being Within Age and Gender Subgroups," *Social Science & Medicine*, 42 (11), 1555–59.
- Ratner, Rebecca K., Barbara E. Kahn, and Daniel Kahneman (1999), "Choosing Less-Preferred Experiences for the Sake of Variety," *Journal of Consumer Research*, 26 (June), 1–15.
- Read, Daniel and George Loewenstein (1995), "Diversification Bias: Explaining the Discrepancy in Variety Seeking Between Combined and Separate Choices," *Journal of Experimental Psychology: Applied*, 1 (March), 34–49.
- Redden, Joseph P. (2008), "Reducing Satiation: The Role of Categorization Level," *Journal of Consumer Research*, 34 (February), 624–34.
- Reis, Harry T., Kennon M. Sheldon, Shelly L. Gable, Joseph Roscoe, and Richard M. Ryan (2000), "Daily Well-Being: The Role of Autonomy, Competence, and Relatedness," *Personality and Social Psychology Bulletin*, 26 (April), 419–35.
- Rolls, Barbara J., Edmund T. Rolls, Edward A. Rowe, and Kevin Sweeney (1981), "Sensory Specific Satiety in Man," *Physiology & Behavior*, 27 (July), 137–42.
- Rolls, Barbara J., P. M. van Duijvenvoorde and Edmund T. Rolls (1984), "Pleasantness Changes and Food Intake in a Varied Four-Course Meal," *Appetite*, 5 (4), 337–48.
- Rudd, Melanie, Kathleen D. Vohs, and Jennifer Aaker (2012), "Awe Expands People's Perceptions of Time, Alters Decision Making, and Enhances Well-Being," *Psychological Science*, 23 (10), 1130–36.
- Schultz, Kenneth L., John O. McClain, and L. Joseph Thomas (2003), "Overcoming the Dark Side of Worker Flexibility," *Journal of Operations Management*, 21 (January), 81–92.
- Seligman, Martin E. P. (2011), *Flourish: A Visionary New Understanding of Happiness and Well-Being*, New York: Free Press.
- Sellier, Anne-Laure and Tamar Avnet (2014), "So What If the Clock Strikes? Scheduling Style, Control, and Well-Being," *Journal of Personality and Social Psychology*, 107 (November), 791–808.
- Sheldon, Kennon M., Julia Boehm, and Sonja Lyubomirsky (2012), "Variety is the Spice of Happiness: The Hedonic Adaptation Prevention (HAP) Model," in *Oxford Handbook of Happiness*, ed. Iona Boniwell and Susan David, Oxford: Oxford University Press, 901–14.
- Sheldon, Kennon M. and Sonja Lyubomirsky (2012), "The Challenge of Staying Happier: Testing the Hedonic Adaptation Prevention Model," *Personality and Social Psychology Bulletin*, 38 (May), 670–80.
- Sheldon, Kennon M., Richard Ryan, and Harry T. Reis (1996), "What Makes for a Good Day? Competence and Autonomy in the Day and in the Person," *Personality and Social Psychology Bulletin*, 22, 1270–79.
- Simonson, Itamar (1990), "The Effect of Purchase Quantity and Timing on Variety-Seeking Behavior," *Journal of Marketing Research*, 27 (May), 150–62.
- Staats, Bradley R. and Francesca Gino (2012), "Specialization and Variety in Repetitive Tasks: Evidence from a Japanese Bank," *Management Science*, 58 (June), 1141–59.
- Stone, Arthur A., John M. Neale, Donald S. Cox, Anthony Napoli, Heiddis Valdimarsdottir, and Eileen Kennedy-Moore (1994), "Daily Events Are Associated with a Secretory Immune Response to an Oral Antigen in Men," *Health Psychology*, 13 (September), 440–46.
- Tellegen, Auke, David T. Lykken, Thomas J. Bouchard, Kimerly J. Wilcox, Nancy L. Segal, and Stephen Rich (1988), "Personality Similarity in Twins Reared Apart and Together," *Journal of Personality and Psychology*, 54 (June), 1031–39.
- Tsai, Jeanne L., Brian Knutson, and Helene H. Fung (2006), "Cultural Variation in Affect Valuation," *Journal of Personality and Social Psychology*, 90 (2), 288–307.
- Van Boven, Leaf and Thomas Gilovich (2003), "To Do or to Have: That Is the Question," *Journal of Personality and Social Psychology*, 85 (December), 1193–202.
- Venkatesan, Meera (1973), "Cognitive Consistency and Novelty Seeking," in *Consumer Behavior: Theoretical Sources*, ed. Scott Ward and Thomas Robertson, Englewood Cliffs, NJ: Prentice-Hall, 355–84.
- Zauberman, Gal, Jonathan Levav, Kristin Diehl, and Rajesh Bhargava (2010), "1995 Feels So Close Yet So Far: The Effect of Event Markers on the Subjective Feeling of Elapsed Time," *Psychological Science*, 21 (January), 133–39.